



INDEPENDENT AUDITOR'S REPORT

To The Members of Umkal Healthcare Private Limited Report on the Audit of Financial Statements

Opinion

We have audited the accompanying financial statements of **Umkal Healthcare Private Limited** ("the Company"), which comprise the Balance Sheet as at 31st March 2025, and the Statement of Profit and Loss (Including Other Comprehensive Income), and the Statement of Cash Flows and statement of Changes in Equity for the year then ended on that date, and notes to the financial statements, and a summary of material accounting policies and other explanatory information.

In our opinion and to the best of our information and according to the explanations given to us, the aforesaid financial statements give the information required by the Companies Act, 2013 ("the Act") in the manner so required and give a true and fair view in conformity with the Indian Accounting Standards prescribed under section 133 of the Act ("Ind AS") and other accounting principles generally accepted in India, of the state of affairs of the Company as at 31st March 2025, and its profit, total comprehensive Income, its cash flows and a change in equity for the year ended on that date.

Basis for Opinion

We conducted our audit of the financial statements in accordance with the Standards on Auditing ("SAs") specified under section 143(10) of the Act. Our responsibilities under those Standards are further described in the Auditor's Responsibility for the Audit of the Financial Statements section of our report. We are independent of the Company in accordance with the Code of Ethics issued by the Institute of Chartered Accountants of India (ICAI) together with the ethical requirements that are relevant to our audit of the financial statements under the provisions of the Act and the Rules made there under, and we have fulfilled our other ethical responsibilities in accordance with these requirements and the ICAI's Code of Ethics. We believe that the audit evidence obtained by us is sufficient and appropriate to provide a basis for our audit opinion on the financial statements.

Emphasis of Matters

1. **Trade receivables and trade payables confirmations:** As described in Note 12 and 25, balance confirmations from certain customers and vendors were pending as at year-end. Management and those charged with governance has represented that requests have been sent and that no material variances are expected upon reconciliation; we performed alternate audit procedures on these balances. Our opinion is not modified in respect of this matter.
2. **Provision for expected credit losses (ECL) and adjustment with Provision for claims disallowed:** As disclosed in Note 12 and 28, the Company, during the year, has adjusted the ECL provision with provision for claims disallowed as basis of recognising credit losses. Management has disclosed the same in the said note. Our opinion is not modified in respect of this matter.

Key Audit Matters

Reporting under of Key Audit matters as per SA 701 are not applicable to an Unlisted Company. Accordingly, no key audit matters have been communicated.



Information Other than the Financial Statements and Auditor's Report thereon

The Company's Board of Directors is responsible for the other information. The other information comprises the information included in the Directors' Report to the shareholders including Annexure to Board's Report but does not include the financial statements and our auditor's report thereon.

Our opinion on the financial statements does not cover the other information and we do not express any form of assurance conclusion thereon.

In connection with our audit of the financial statements, our responsibility is to read the other information and, in doing so, consider whether the other information is materially inconsistent with the financial statements or our knowledge obtained during the course of our audit or otherwise appears to be materially misstated. If, based on the work we have performed, we conclude that there is a material misstatement of this other information; we are required to report that fact. We have nothing to report in this regard.

Responsibility of Management and Those Charged with Governance for the Financial Statements

The Company's Board of Directors is responsible for the matters stated in section 134(5) of the Act with respect to the preparation of these financial statements that give a true and fair view of the financial position, financial performance including other comprehensive income, cash flows & changes in equity of the Company in accordance with the accounting principles generally accepted in India including Ind AS specified under section 133 of the act. This responsibility also includes maintenance of adequate accounting records in accordance with the provisions of the Act for safeguarding the assets of the Company and for preventing and detecting frauds and other irregularities; selection and application of appropriate accounting policies; making judgments and estimates that are reasonable and prudent; and design, implementation and maintenance of adequate internal financial controls, that were operating effectively for ensuring the accuracy and completeness of the accounting records, relevant to the preparation and presentation of the financial statement that give a true and fair view and are free from material misstatement, whether due to fraud or error.

In preparing the financial statements, management & Board of Directors is responsible for assessing the Company's ability to continue as a going concern, disclosing, as applicable, matters related to going concern and using the going concern basis of accounting unless the Board of Directors either intends to liquidate the Company or to cease operations, or has no realistic alternative but to do so. The Board of Directors are also responsible for overseeing the Company's financial reporting process.

Auditor's Responsibility for the Audit of Financial Statements

Our objectives are to obtain reasonable assurance about whether the financial statements as a whole are free from material misstatement, whether due to fraud or error, and to issue an auditor's report that includes our opinion. Reasonable assurance is a high level of assurance, but is not a guarantee that an audit conducted in accordance with SAs will always detect a material misstatement when it exists. Misstatements can arise from fraud or error and are considered material if, individually or in the aggregate, they could reasonably be expected to influence the economic decisions of users taken on the basis of the financial statements. As part of an audit in accordance with SAs, we exercise professional judgment and maintain professional scepticism throughout the audit. We also:

- Identify and assess the risks of material misstatement of the financial statements, whether due to fraud or error, design and perform audit procedures responsive to those risks, and obtain audit evidence that is sufficient and appropriate to provide a basis for our opinion. The risk of not detecting a material misstatement resulting from fraud is higher than for one resulting from error, as fraud may involve collusion, forgery, intentional omissions, misrepresentations, or the override of internal control.
- Obtain an understanding of internal financial control relevant to the audit in order to design audit procedures that are appropriate in the circumstances. Under section 143(3)(i) of the Act, we are also responsible for expressing our opinion on whether the Company has adequate internal financial controls system in place and the operating effectiveness of such controls.



- Evaluate the appropriateness of accounting policies used and the reasonableness of accounting estimates and related disclosures made by the management.
- Conclude on the appropriateness of management's use of the going concern basis of accounting and, based on the audit evidence obtained, whether a material uncertainty exists related to events or conditions that may cast significant doubt on the Company's ability to continue as a going concern. If we conclude that a material uncertainty exists, we are required to draw attention in our auditor's report to the related disclosures in the financial statements or, if such disclosures are inadequate, to modify our opinion. Our conclusions are based on the audit evidence obtained up to the date of our auditor's report. However, future events or conditions may cause the Company to cease to continue as a going concern.
- Evaluate the overall presentation, structure and content of the financial statements, including the disclosures, and whether the financial statements represent the underlying transactions and events in a manner that achieves fair presentation.

Materiality is the magnitude of misstatements in the financial statements that, individually or in aggregate, makes it probable that the economic decisions of a reasonably knowledgeable user of the financial statements may be influenced. We consider quantitative materiality and qualitative factors in (i) planning the scope of our audit work and in evaluating the results of our work; and (ii) to evaluate the effect of any identified misstatements in the financial statements.

We communicate with those charged with governance regarding, among other matters, the planned scope and timing of the audit and significant audit findings, including any significant deficiencies in internal control that we identify during our audit.

We also provide those charged with governance with a statement that we have complied with relevant ethical requirements regarding independence, and to communicate with them all relationships and other matters that may reasonably be thought to bear on our independence, and where applicable, related safeguards.

Report on Other Legal and Regulatory Requirements

1. As required by Section 143(3) of the Act, based on our audit we report that:
 - a) We have sought and obtained all the information and explanations which to the best of our knowledge and belief were necessary for the purposes of our audit.
 - b) In our opinion, proper books of account as required by law have been kept by the Company so far as it appears from our examination of those books except for not complying with the requirements of the audit trail as stated in Rule 11(g) of the Companies (Audit & Auditors) Rules, 2014.
 - c) The Balance Sheet, the Statement of Profit and Loss including other comprehensive Income, the Statement of Cash Flows and statement of change in Equity dealt with by this Report are in agreement with the books of account.
 - d) In our opinion, the aforesaid financial statements comply with the Indian Accounting Standards specified under Section 133 of the Act.
 - e) On the basis of the written representations received from the directors as on 31st March 2025 taken on record by the Board of Directors, none of the directors is disqualified as on 31st March, 2025 from being appointed as a director in terms of Section 164(2) of the Act.
 - f) With respect to the other matters to be included in the Auditor's Report in accordance with the requirements of section 197(16) of the Act, as amended: In our opinion and to the best of our information and according to the explanations given to us, the remuneration paid by the Company to its directors during the year is in accordance with the provisions of section 197 of the Act;
 - g) The modification relating to the maintenance of accounts and other matters connected therewith, is as stated in paragraph (b) above



- h) With respect to the adequacy of the internal financial controls over financial reporting of the Company and the operating effectiveness of such controls, refer to our separate Report in "**Annexure A**". Our report expresses an unmodified opinion on the adequacy and operating effectiveness of the Company's internal financial controls over financial reporting.
- i) With respect to the other matters to be included in the Auditor's Report in accordance with Rule 11 of the Companies (Audit and Auditors) Rules, 2014, as amended in our opinion and to the best of our information and according to the explanations given to us:
- i. The Company has disclosed the impact of pending litigations on its financial position in its financial statements under the head Contingent Liabilities.
 - ii. The Company did not have any long term contracts including derivative contracts for which there were any material foreseeable losses;
 - iii. There were no amounts which were required to be transferred to the Investor Education and protection fund.
 - iv. (a) The Management has represented that, to the best of its knowledge and belief, as disclosed in the Note 63 to the financial statements, no funds have been advanced or loaned or invested (either from borrowed funds or share premium or any other sources or kind of funds) by the Company to or in any other person(s) or entity(ies), including foreign entities ("Intermediaries"), with the understanding, whether recorded in writing or otherwise, that the Intermediary shall, directly or indirectly lend or invest in other persons or entities identified in any manner whatsoever by or on behalf of the Company ("Ultimate Beneficiaries") or provide any guarantee, security or the like on behalf of the Ultimate Beneficiaries.

(b) The Management has represented, that, to the best of its knowledge and belief, as disclosed in Note 64 to financial statements, no funds have been received by the Company from any person(s) or entity(ies), including foreign entities ("Funding Parties"), with the understanding, whether recorded in writing or otherwise, that the Company shall, directly or indirectly, lend or invest in other persons or entities identified in any manner whatsoever by or on behalf of the Funding Party ("Ultimate Beneficiaries") or provide any guarantee, security or the like on behalf of the Ultimate Beneficiaries.


(c) Based on the audit procedures performed that have been considered reasonable and appropriate in the circumstances, nothing has come to our notice that has caused us to believe that the representations under subclause (i) and (ii) of Rule 11(e), as provided under (a) and (b) above, contain any material misstatement.
 - v. In our opinion, the company has not paid dividend during the year hence this para is not applicable to the company.
 - vi. Based on our examination, which included test checks, the Company has used accounting software for maintaining its books of account for the year ended March 31, 2025, which has a feature of recording audit trail (edit log) facility and the same has operated throughout the year for all relevant transactions recorded in the respective software and the audit trails were not tampered with, except that:

(i) For the **HIS** used for revenue, the audit trail feature **was not enabled** throughout the year; (ii) for **payroll processing**, the audit trail **was not enabled at the database level** to log direct data changes; (iii) **Fixed asset** records were maintained in **Excel**, which does not provide an audit trail. The Company has represented that audit trails are being **preserved** in accordance with the statutory record-retention requirements **for systems where such feature is enabled**. The audit trail functionality is active and captures all changes, providing a sound basis for monitoring. At present, certain preventive controls can be further strengthened to reduce the possibility of unauthorised or inappropriate postings. Enhancing these measures will improve overall system reliability, though our opinion remains unmodified in this regard.



2. As required by the Companies (Auditor's Report) Order, 2020 ("the Order") issued by the Central Government in terms of Section 143(11) of the Act, we give in "**Annexure B**" a statement on the matters specified in paragraphs 3 and 4 of the Order.

For MEHROTRA & MEHROTRA
Chartered Accountants
(Firm's Registration No. 000226C)


CA Sandeep Bhalotia
Partner
(Membership No. 060480)



Place: Gurugram
Date: August 07, 2025

UDIN: 25060480BMORW19876

ANNEXURE "A" TO THE INDEPENDENT AUDITOR'S REPORT

(Referred to in paragraph 1(h) under 'Report on Other Legal and Regulatory Requirements' section of our report of even date) Report on the Internal Financial Controls Over Financial Reporting under Clause (i) of Sub-section 3 of Section 143 of the Companies Act, 2013 ("the Act")

We have audited the internal financial controls over financial reporting of **Umkal Healthcare Private Limited** ("the Company") as of March 31, 2025 in conjunction with our audit of financial statements of the Company for the year ended on that date.

Management's Responsibility for Internal Financial Controls

The Company's management is responsible for establishing and maintaining internal financial controls based on the internal control over financial reporting criteria established by the Company considering the essential components of internal control stated in the Guidance Note on Audit of Internal Financial Controls Over Financial Reporting issued by the Institute of Chartered Accountants of India. These responsibilities include the design, implementation and maintenance of adequate internal financial controls that were operating effectively for ensuring the orderly and efficient conduct of its business, including adherence to company's policies, the safeguarding of its assets, the prevention and detection of frauds and errors, the accuracy and completeness of the accounting records, and the timely preparation of reliable financial information, as required under the Companies Act, 2013.

Auditor's Responsibility

Our responsibility is to express an opinion on the Company's internal financial controls over financial reporting of the Company based on our audit. We conducted our audit in accordance with the Guidance Note on Audit of Internal Financial Controls Over Financial Reporting (the "Guidance Note") issued by the Institute of Chartered Accountants of India and the Standards on Auditing prescribed under Section 143(10) of the Companies Act, 2013, to the extent applicable to an audit of internal financial controls. Those Standards and the Guidance Note require that we comply with ethical requirements and plan and perform the audit to obtain reasonable assurance about whether adequate internal financial controls over financial reporting was established and maintained and if such controls operated effectively in all material respects. Our audit involves performing procedures to obtain audit evidence about the adequacy of the internal financial controls system over financial reporting and their operating effectiveness. Our audit of internal financial controls over financial reporting included obtaining an understanding of internal financial controls over financial reporting, assessing the risk that a material weakness exists, and testing and evaluating the design and operating effectiveness of internal control based on the assessed risk. The procedures selected depend on the auditor's judgement, including the assessment of the risks of material misstatement of the financial statements, whether due to fraud or error. We believe that the audit evidence we have obtained is sufficient and appropriate to provide a basis for our audit opinion on the Company's internal financial controls system over financial reporting.

Meaning of Internal Financial Controls Over Financial Reporting

A company's internal financial control over financial reporting is a process designed to provide reasonable assurance regarding the reliability of financial reporting and the preparation of financial statements for external purposes in accordance with generally accepted accounting principles. A company's internal financial control over financial reporting includes those policies and procedures that (1) pertain to the maintenance of records that, in reasonable detail, accurately and fairly reflect the transactions and dispositions of the assets of the company; (2) provide reasonable assurance that transactions are recorded as necessary to permit preparation of financial statements in accordance with generally accepted accounting principles, and that receipts and expenditures of the company are being made only in accordance with authorisations of management and directors of the company; and (3) provide reasonable assurance regarding prevention or timely detection of unauthorised acquisition, use, or disposition of the company's assets that could have a material effect on the financial statements.

Inherent Limitations of Internal Financial Controls Over Financial Reporting

Because of the inherent limitations of internal financial controls over financial reporting, including the possibility of collusion or improper management override of controls, material misstatements due to error or fraud may occur and not be detected. Also, projections of any evaluation of the internal financial controls over financial reporting to future periods are subject to the risk that the internal financial control




over financial reporting may become inadequate because of changes in conditions, or that the degree of compliance with the policies or procedures may deteriorate.

Opinion

In our opinion, to the best of our information and according to the explanations given to us, the Company has, in all material respects, an adequate internal financial controls system over financial reporting and such internal financial controls over financial reporting were operating effectively as at March 31, 2025, based on the criteria for internal financial control over financial reporting established by the Company considering the essential components of internal control stated in the Guidance Note on Audit of Internal Financial Controls Over Financial Reporting issued by the Institute of Chartered Accountants of India except the internal financial controls in respect of purchase and consumption of inventory can be further strengthened. The risk matrix and maker-checker mechanism are in place and functioning; however, further enhancements will make them even more robust and effective.

For MEHROTRA & MEHROTRA
Chartered Accountants
(Firm's Registration No. 000226C)


CA Sandeep Bhalotia
Partner
(Membership No. 060480)



Place: Gurugram
Date: August 07, 2025

UDIN: 25060480BMORWI 9876

ANNEXURE "B" TO THE INDEPENDENT AUDITOR'S REPORT

(Referred to in paragraph 2 of the Independent Auditor's Report of even date to the Members of **Umkal Healthcare Private Limited** of financial statements as of and for the year ended 31 March 2025)

In terms of the information and explanations sought by us and furnished by the Company, and the books of account and records examined by us during the course of our audit, and to the best of our knowledge and belief, we report that:

- i. In respect of the Company's Property, Plant and Equipment and Intangible Assets:
 - a) (A) The Company is maintaining proper records showing full particulars, including quantitative details and situation of Property, Plant and Equipment.

(B) The Company is maintaining proper records showing full particulars of intangible assets.
 - b) The Property, Plant and Equipment of the Company have been physically verified by the Management during the year. The discrepancies noticed on such verification were not material and have been properly dealt with in the books of account. In our opinion, the frequency of verification is reasonable.
 - c) The title deeds of all the immovable properties (other than properties where the Company is the lessee and the lease agreements are duly executed in favour of the lessee), as disclosed in Note 3 to the financial statements, are held in the name of the Company.
 - d) The Company has chosen cost model for its Property, Plant and Equipment (including Right of Use assets) and intangible assets. Consequently, the question of our commenting on whether the revaluation is based on the valuation by a Registered Valuer, or specifying the amount of change, if the change is 10% or more in the aggregate of the net carrying value of each class of Property, Plant and Equipment (including Right of Use assets) or intangible assets does not arise.
 - e) Based on the information and explanations furnished to us, no proceedings [have been initiated on (or) are pending against] the Company for holding benami property under the Prohibition of Benami Property Transactions Act, 1988 (as amended in 2016) (formerly the Benami Transactions (Prohibition) Act, 1988 (45 of 1988)) and Rules made thereunder, and therefore the question of our commenting on whether the Company has appropriately disclosed the details in the financial statements does not arise.
- ii.
 - a) The Physical verification of inventory has been conducted at reasonable intervals by the Management during the year and in our opinion the coverage and procedure of such verification by Management is appropriate. The discrepancies noticed on physical verification of inventory as compared to book records were not 10% or more in aggregate for each class of inventory.
 - b) During the year, the Company has been sanctioned working capital limits in excess of Rs. 5 crores, in aggregate, from banks on the basis of security of current assets. As informed by the management, the Company has filed quarterly returns or statements with such banks, and such returns are in agreement with the unaudited books of account. However, these were not placed before us for our review.
- iii. In our opinion, and according to the information and explanations given to us The Company has not made any investments, granted secured/ unsecured loans/advances in nature of loans, or stood guarantee, or provided security to any parties. Therefore, the reporting under clause 3(iii), (iii)(a), (iii)(b), (iii)(c), (iii)(d), (iii)(e) and (iii)(f) of the Order are not applicable to the Company.



- iv. In our opinion and according to the information and explanations given to us, the Company has complied with the provisions of Sections 185 and 186 of the Companies Act, 2013 in respect of the loans and investments made, and guarantees and security provided by it.
- v. According to the information and explanations given to us, the Company has not accepted any deposits or amounts which are deemed to be deposits referred in Sections 73, 74, 75 and 76 of the Act and the Rules framed there under. Accordingly, clause 3(v) of the Order is not applicable.
- vi. Pursuant to the rules made by the Central Government of India, the Company is required to maintain cost records as specified under Section 148(1) of the Act in respect of its healthcare service rendered. We have broadly reviewed the same and are of the opinion that, prima facie, the prescribed accounts and records have been made and maintained. We have not, however, made a detailed examination of the records with a view to determine whether they are accurate or complete.
- vii. In respect of statutory dues:
- a) In our opinion, except for certain dues in respect of Income Tax, the Company is generally regular in depositing undisputed statutory dues, including income tax, provident fund, employees' state insurance, sales tax, service tax, duty of customs, duty of excise, value added tax, cess, goods and services tax and other material statutory dues, as applicable, with the appropriate authorities. The extent of the arrears of statutory dues outstanding as at March 31, 2025, for a period of more than six months from the date they became payable are as follows:

(Figures in Rs. Millions)

Name of the statute	Nature of dues	Amount (Rs.)	Period to which the amount relates
Income Tax Act, 1961	TDS u/s 192B	0.39	FY 2024-25
Income Tax Act, 1961	TDS u/s 194C	0.05	FY 2024-25
Income Tax Act, 1961	TDS payable	0.49	FY 2024-25

Further, according to the information and explanations given to us, a default amount of ₹0.21 million is appearing in the TRACES portal.

- b) The statutory dues which have not been deposited as on March 31, 2025 on account of dispute are as under:

(Figures in Rs. Millions)

Name of the statute	Nature of dues	Disputed Amount	Period to which the amount relates	Forum where it is pending
Income Tax Act, 1961	Income tax demand	0.35	AY 2021-22	CIT(Appeals)
Income Tax Act, 1961	Income tax demand	17.21	AY 2023-24	CIT(Appeals)



Income Tax Act, 1961	Income tax demand	1.13	AY 2019-20	CIT(Appeal)
Income Tax Act, 1961	Income tax demand	10.71	AY 2022-23	CIT(Appeal)
Income Tax Act, 1961	Income tax demand	4.04	AY 2024-25	Central Processing Centre

viii. There are no transactions previously unrecorded in the books of account that have been surrendered or disclosed as income during the year in the tax assessments under the Income Tax Act, 1961.

ix.

- a) According to the records of the company examined and as per information and explanations, the Company has not defaulted in the repayment of loans or other borrowings or in the payment of interest thereon to any lender during the year.
- a) On the basis of our audit procedures, we report that the Company has not been declared Wilful Defaulter by any bank or financial institution or government or any government authority.
- b) In our opinion and according to information and explanations given to us, the Company has obtained term loans during the year ended March 31, 2025 and the term loan obtained has been utilized for the purposes for which they were obtained.
- c) On an overall examination of the financial statements of the Company, funds raised on short-term basis have, prima facie, not been used during the year for long-term purposes by the Company.
- d) According to the information and explanation given to us and on the basis of our audit procedures and on an overall examination of financial statements of the Company, we report that the Company has not taken any funds from any entity or person on account of or to meet the obligations of its subsidiaries, associates or joint ventures.
- e) According to the information and explanations given to us and procedures performed by us, we report that the Company has not raised loans during the year on the pledge of securities held in its subsidiaries, joint ventures or associate companies.

x.

- a) The Company has not raised money by way of initial public offer or further public offer (including debt instruments) during the year. Accordingly, the reporting under clause 3(x)(a) of the Order is not applicable to the Company.
- b) During the year, the Company has not made any preferential allotment or private placement of shares or convertible debentures (fully or partly or optionally) and hence reporting under clause 3(x)(b) of the Order is not applicable to the Company.

xi.

- a) During the course of our examination of the books and records of the Company, carried out in accordance with the generally accepted auditing practices in India, and according to the information and explanations given to us, we have neither come across any instance of material fraud by the Company or on the Company, noticed or reported during the year, nor have we been informed of any such case by the Management.
- b) To the best of our knowledge, no report under sub-section (12) of section 143 of the Companies Act has been filed in Form ADT-4 as prescribed under rule 13 of Companies




(Audit and Auditors) Rules, 2014 with the Central Government, during the year and up to the date of this report.

- c) During the course of our examination of the books and records of the Company carried out in accordance with the generally accepted auditing practices in India, and as represented to us by the management, no whistle-blower complaints have been received during the year by the Company. Accordingly, the reporting under clause 3(xi)(c) of the Order is not applicable to the Company.
- xii. The Company is not a Nidhi Company and hence reporting under clause 3(xii) of the Order is not applicable.
- xiii. The Company has entered into transactions with related parties in compliance with the provisions of Section 188 of the Act. The details of related party transactions have been disclosed in the financial statements as required under Indian Accounting Standard 24 "Related Party Disclosures" specified under Section 133 of the Act. Further, the Company is not required to constitute an Audit Committee under Section 177 of the Act and, accordingly, to this extent, the reporting under clause 3(xiii) of the Order is not applicable to the Company.
- xiv. In our opinion and based on our examination, the Company does not have an internal audit system and is not required to have an internal audit system as per the provisions of the Act.
- xv. During the year, the Company has not entered into any non-cash transactions with its directors or directors of its subsidiary or persons connected with them and hence provisions of section 192 of the Companies Act, 2013 are not applicable to the company.
- xvi.
- a) The Company is not required to be registered under section 45-IA of the Reserve Bank of India Act, 1934. Hence, reporting under clause 3(xvi)(a), (b) and (c) of the Order is not applicable.
- d) There is no core investment company within the Group (as defined in the Core Investment Companies (Reserve Bank) Directions, 2016) and accordingly, reporting under clause 3(xvi)(d) of the Order is not applicable.
- xvii. The Company has not incurred cash losses during the financial year covered by our audit and the immediately preceding financial year.
- xviii. There has been no resignation of the statutory auditors of the Company during the year and accordingly the provisions of clause 3(xviii) are not applicable to the Company.
- xix. On the basis of the financial ratios, ageing and expected dates of realization of financial assets and payment of financial liabilities, other information accompanying the financial statements and our knowledge of the Board of Directors and Management plans and based on our examination of the evidence supporting the assumptions, nothing has come to our attention, which causes us to believe that any material uncertainty exists as on the date of the audit report indicating that Company is not capable of meeting its liabilities existing at the date of balance sheet as and when they fall due within a period of one year from the balance sheet date. We, however, state that this is not an assurance as to the future viability of the Company. We further state that our reporting is based on the facts up to the date of the audit report and we neither give any guarantee nor any assurance that all liabilities falling due within a period of one year from the balance sheet date, will get discharged by the Company as and when they fall due.



- xx. There are no unspent CSR amount for the year requiring a transfer to a Fund specified in Schedule VII to the Companies Act or special account in compliance with the provision of sub-section (6) of section 135 of the said Act. Accordingly, reporting under clause 3(xx) of the Order is not applicable for the year.

For MEHROTRA & MEHROTRA
Chartered Accountants
(Firm's Registration No. 000226C)


CA Sandeep Bhalotia
Partner
(Membership No. 060480)



Place: Gurugram
Date: August 07, 2025

UDIN: 25060480BMORWI9876

	Note	As at March 31, 2025	As at March 31, 2024
Assets			
I. Non-current assets			
(a) Property, plant & equipment	3	418.19	279.55
(b) Capital work-in-progress	4	-	1.05
(c) Intangible assets	5	0.63	0.51
(d) Right-of-use assets	6	1.11	1.89
(e) Financial assets			
(i) Other financial assets	7	84.07	228.18
(f) Deferred tax assets (net)	8	36.99	24.25
(g) Non-current tax assets (net)	9	0.19	0.19
(h) Other non-current assets	10	3.77	4.77
Total Non-Current Assets		544.95	540.39
II. Current assets			
(a) Inventories	11	5.75	4.59
(b) Financial assets			
(i) Trade receivables	12	1,006.57	684.41
(ii) Cash and cash equivalents	13	143.28	140.58
(iii) Bank balances other than cash and cash equivalents	14	334.63	-
(iv) Other financial assets	15	38.11	42.74
(c) Current tax assets (net)	16	16.58	-
(d) Other current assets	17	16.07	17.72
Total Current Assets		1,560.99	890.04
TOTAL ASSETS (I+II)		2,105.94	1,430.43
EQUITY AND LIABILITIES			
I. Equity			
(a) Equity share capital	18	157.33	157.33
(b) Other equity	19	796.27	501.27
Total Equity attributable to Owners of company		953.60	658.60
LIABILITIES			
II. Non-current liabilities			
(a) Financial liabilities			
(i) Borrowings	20	294.55	377.01
(ii) Lease liabilities	21	0.38	1.21
(b) Provisions	22	13.98	9.75
Total Non-current Liabilities		308.91	387.97
III. Current liabilities			
(a) Financial liabilities			
(i) Borrowings	23	377.97	99.49
(ii) Lease liabilities	24	0.83	0.72
(iii) Trade payables			
Total outstanding dues of micro enterprises and small enterprises	25	6.59	1.92
Total outstanding dues of creditors other than micro enterprises and small enterprises	25	180.10	89.54
(iv) Other financial liabilities	26	175.46	93.18
(b) Other current liabilities	27	12.89	15.21
(c) Provisions	28	89.59	83.80
Total Current Liabilities		843.43	383.86
Total Liabilities (II+III)		1,152.00	772.00
TOTAL EQUITY AND LIABILITIES (I+II+III)		2,105.94	1,430.43

Material accounting policies

The accompanying notes form an integral part of these financial statements.

2

For Mehrotra & Mehrotra
Chartered Accountants
Firm Registration Number : 000226C

CA Sandeep Bhatia
Partner
Membership Number: 060480
UDIN:



Place: Gurugram
Date: August 7, 2025

For and on behalf of the Board of Directors of
Umka! Health Care Private Limited

Dr Ajit Gupta
Director
DIN: 02865369

Satish Chandra Mishra
Chief Executive Officer

Place: Gurugram
Date: August 7, 2025

Rajesh Sharma
CFO and WTD
DIN: 02726305

Krishan Kumar Mishra
Company Secretary
Membership No. A25496

Place: Gurugram
Date: August 7, 2025



Umkal Health Care Private Limited

CIN : U85110DL2005PTC139692

Statement of profit and loss for the year ended March 31, 2025

(All amounts are ₹ in million, unless stated otherwise)

	Note	For the year ended March 31, 2025	For the year ended March 31, 2024
I. Income			
Revenue from operations	29	1,969.19	1,701.00
Other income	30	29.98	80.74
Total Income		1,999.17	1,781.74
II. Expenses			
Cost of materials / services purchased	31	414.83	353.11
Changes in inventories of stock-in-trade	32	(1.16)	0.21
Employee benefit expense	33	381.41	308.32
Professional and consultancy fees	34	284.28	185.61
Finance costs	35	53.61	70.99
Depreciation and amortisation expense	36	65.30	63.54
Other expenses	37	402.22	287.88
Total Expenses		1,600.49	1,269.66
III. Profit/(Loss) before exceptional items and tax (I-II)		398.68	512.08
IV. Less: Exceptional items		-	-
V. Profit/(Loss) before tax (III-IV)		398.68	512.08
VI. Tax expenses			
Current tax	50	117.39	158.77
Deferred tax charge/(benefit)	50	(12.98)	(28.14)
		104.41	130.63
VII. Profit/(Loss) after tax (V-VI)		294.27	381.45
VIII. Other comprehensive income/(loss)			
Items that will not be reclassified to profit or loss			
- Remeasurement of defined benefit plans	43	0.97	(0.73)
- Income tax relating to these items	50	(0.24)	0.18
		0.73	(0.55)
IX. Total comprehensive income/(loss) (VII+VIII)		295.00	380.90
Earnings/(Loss) per equity share (in ₹):			
-Basic and diluted earnings/(loss) per share	38	18.70	24.24
Material accounting policies	2		
The accompanying notes form an integral part of these financial statements.			

For Mehrotra & Mehrotra

Chartered Accountants

Firm Registration Number : 000226C


CA Sandeep Dhalotia

Partner

Membership Number: 060480

UDIN:



Place: Gurugram

Date: August 7, 2025


For and on behalf of the Board of Directors of

Umkal Health Care Private Limited


Dr Ajit Gupta

Director

DIN: 02865369


Satish Chandra Mishra

Chief Executive Officer

Place: Gurugram


Date: August 7, 2025




Rajesh Sharma

CFO and WTD

DIN: 02726305


Krishan Kumar Mishra

Company Secretary

Membership No. A25496

Place: Gurugram

Date: August 7, 2025

	For the year ended March 31, 2025	For the year ended March 31, 2024
Cash flows from operating activities		
Profit before tax	398.68	512.08
Adjustments to reconcile profit before tax to cash generated from operating activities		
Depreciation and amortisation expense	65.30	63.54
Finance costs	53.61	70.99
Interest income	(29.58)	(11.48)
Provision for gratuity	6.21	4.51
Loss on sale of asset	1.87	-
Provision for loss of assets	-	0.56
Liabilities no longer required written back	-	(28.41)
Balances written off	4.49	8.69
Impairment of trade receivables	44.73	82.69
Other comprehensive (income)/loss	-	-
Operating profit before working capital changes	545.31	703.17
Adjustments for (increase)/decrease in operating assets		
Inventories	(1.16)	0.21
Trade receivables	(366.89)	326.41
Other financial assets	16.65	(5.55)
Other non-financial assets	(2.84)	(22.60)
Adjustments for increase/(decrease) in operating liabilities		
Trade payables	95.23	28.77
Other financial liabilities	15.60	(61.34)
Provisions	4.78	(147.46)
Other non-financial liabilities	(2.32)	(4.64)
Cash generated from/(used in) operations	304.36	816.97
Less: Income tax paid (net of refunds)	(133.97)	(116.99)
Net cash flow generated from/(used in) operating activities (A)	170.39	699.98
Cash flows from investing activities		
Payments for PPE, intangible assets and CWIP	(159.39)	(18.23)
Proceeds from sale of PPE	20.00	-
Increase in bank deposit	(190.52)	(83.00)
Loans and advances given to subsidiaries	-	31.70
Interest income	17.56	8.19
Net cash flow from investing activities (B)	(312.35)	(61.34)
Cash flows from financing activities		
Proceeds from/(payments for) borrowings	196.02	(449.33)
Payment of lease liabilities	(0.86)	(1.47)
Finance costs	(50.50)	(67.10)
Net cash inflow from/(used in) financing activities (C)	144.66	(517.90)
Net increase (decrease) in cash and cash equivalents (A+B+C)	2.70	120.74
Cash and cash equivalents at the beginning of the year	140.58	19.84
Cash and cash equivalents at the end of the year	143.28	140.58

Notes to Statement of cash flows:

(i) Components of cash and bank balances (refer note 13)

Balances with banks
- in current accounts
Cash on hand
Cash and bank balances at end of the year

	As at March 31, 2025	As at March 31, 2024
	142.74	136.13
	0.54	4.45
	143.28	140.58



[Handwritten signature]

[Handwritten signature]

Umkal Health Care Private Limited

CIN : U85110DL2005PTC139692

Statement of cash flows for the year ended March 31, 2025

(All amounts are ₹ in million, unless stated otherwise)

(ii) The above Cash Flow Statement has been prepared in accordance with the "Indirect Method" as set out in the Ind AS - 7 on "Cash Flow Statements" specified under Section 133 of the Companies Act, 2013.

(iii) The above statement of cash flows should be read in conjunction with the accompanying notes 1 to 71.

For Mehrotra & Mehrotra

Chartered Accountants

Firm Registration Number : 000226C

CA Sandeep Bhalotia

Partner

Membership Number: 060480

UDIN:



Place: Gurugram

Date: August 7, 2025

For and on behalf of the Board of Directors of
Umkal Health Care Private Limited

Dr Ajit Gupta

Director

DIN: 02865369

Satish Chandra Mishra

Chief Executive Officer

Place: Gurugram

Date: August 7, 2025



Rajesh Sharma

CFO and WTD

DIN: 02726305

Krishan Kumar Mishra

Company Secretary

Membership No. A25496

Place: Gurugram

Date: August 7, 2025

Umkal Health Care Private Limited

CIN : U85110DL2005PTC139692

Statement of changes in equity for the year ended March 31, 2025

(All amounts are ₹ in million, unless stated otherwise)

A. Equity share capital

Balance as at March 31, 2023	157.33
Change in equity share capital during the year	-
Balance as at March 31, 2024	157.33
Change in equity share capital during the year	-
Balance as at March 31, 2025	157.33

B. Other equity


Particulars	Retained earnings	Securities premium	Deemed Equity	Items of other comprehensive income	Total
				Remeasurement of defined benefit obligation	
Balance as at March 31, 2023	84.15	27.21	3.50	(0.49)	114.37
Profit for the year	381.45	-	-	-	381.45
Additions during the year	-	-	6.00	-	6.00
Other comprehensive income	-	-	-	(0.73)	(0.73)
Tax impact on above	-	-	-	0.18	0.18
Balance as at March 31, 2024	465.60	27.21	9.50	(1.04)	501.27
Profit for the year	294.27	-	-	-	294.27
Other comprehensive income	-	-	-	0.97	0.97
Tax impact on above	-	-	-	(0.24)	(0.24)
Balance as at March 31, 2025	759.87	27.21	9.50	(0.31)	796.27

The above statement of changes in equity should be read in conjunction with the accompanying notes 1 to 71.

For Mehrotra & Mehrotra


Chartered Accountants

Firm Registration Number : 000226C


CA Sandeep Bhalotia
 Partner

Membership Number: 060480

UDIN:

Place: Gurugram
Date: August 7, 2025For and on behalf of the Board of Directors of
Umkal Health Care Private Limited
Dr Ajit Gupta

Director

DIN: 02865369


Satish Chandra Mishra
 Chief Executive Officer
Place: Gurugram
Date: August 7, 2025

Rajesh Sharma

CFO and WTD

DIN: 02726305


Krishan Kumar Mishra

Company Secretary

Membership No. A254

Place: Gurugram
Date: August 7, 2025

1. Corporate information

Umkal Health Care Private Limited ("the Company") (CIN: U85110DL2005PTC139692) is a private limited company domiciled in India, with its registered office situated at 12, Meera Enclave Near Keshopur, Bus Depot, Outer Ring Road, New Delhi, Delhi, India, 110018 and principal place of business is Basanti Marg, H Block, Chauma Village, Sector 1, Palam Vihar, Gurugram, Haryana 122017. The Company was incorporated on August 16, 2005. The main business of the company is to own, manage and run medical facilities in order to provide comprehensive services and to undertake research including clinical research and development work required to promote, assist or engage in setting up hospitals.

Application of new and revised Ind ASs

The company has applied all the Ind AS standards notified by the Ministry of Corporate Affairs (MCA) to the extent applicable to the Company.

2. Material accounting policies

This note provides a list of the Material accounting policies adopted in the preparation of the financial statements. These policies have been consistently applied to all the years presented unless otherwise stated.

2.1 Statement of compliance

The financial statements have been prepared in accordance with the Indian Accounting Standards (Ind AS) as per the Companies (Indian Accounting Standards) Rules, 2022 notified under section 133 of the Companies Act 2013 (the act) and other relevant provisions of the Act.

The financial statements were authorised for issue by the Company's Board of Directors on August 7, 2025.

2.2 Basis of preparation and presentation

As these are Company's first financial statements prepared in accordance with Indian Accounting Standards (Ind AS), Ind AS 101, First Time Adoption of Indian Accounting Standards has been applied. An explanation of how the transition to Ind AS has affected the previously reported financial position, financial performance and cash flows of the Company is provided in Note 55.

The financial statements have been prepared on the historical cost basis except for certain financial instruments that are measured at fair values at the end of each reporting period, as explained in the accounting policies below.

Historical cost is generally based on the fair value of the consideration given in exchange for goods and services.

Fair value is the price that would be received to sell an asset or paid to transfer a liability in an orderly transaction between market participants at the measurement date, regardless of whether that price is directly observable or estimated using another valuation technique. In estimating the fair value of an asset or a liability, the Company takes into account the characteristics of the asset or liability if market participants would take those characteristics into account when pricing the asset or liability at the measurement date. Fair value for measurement and/or disclosure purposes in these financial statements is determined on such a basis, except for leasing transactions that are within the scope of Ind AS 116 and measurements that have some similarities to fair value but are not fair value, such as net realisable value in Ind AS 2 or value in use in Ind AS 36.

In addition, for financial reporting purposes, fair value measurements are categorised into Level 1, 2, or 3 based on the degree to which the inputs to the fair value measurements are observable and the significance of the inputs to the fair value measurement in its entirety, which are described as follows:



Level 1 inputs are quoted prices (unadjusted) in active markets for identical assets or liabilities that the entity can access at the measurement date;

Level 2 inputs are inputs, other than quoted prices included within Level 1, that are observable for the asset or liability, either directly or indirectly; and

Level 3 inputs are unobservable inputs for the asset or liability.

The Material accounting policies are set out below

2.3 Revenue Recognition

The Company earns revenue primarily by providing healthcare services.

Revenue is recognised upon transfer of control of promised products or services to customers in an amount that reflects the consideration which the Company expects to receive in exchange for those products or services. When there is uncertainty on ultimate collectability, revenue recognition is postponed until such uncertainty is resolved.

2.3.1 Healthcare Services

The Healthcare services income include revenue generated from outpatients, which mainly consist of activities for physical examinations, treatments, surgeries and tests, as well as that generated from inpatients

The inpatient revenue mainly consists of activities for clinical examinations and treatments, surgeries, and other fees such as room charges, and nursing care. This stream of revenue includes food & beverage, accommodation, surgery, medical/clinical professional services, supply of equipment, investigation and supply of pharmaceutical and related products.

The patient is obligated to pay for healthcare services at amounts estimated to be receivable based upon the Company's standard rates or at rates determined under reimbursement arrangements. The reimbursement arrangements are generally with third party administrators. The reimbursement is also made through national, local government programs with reimbursement rates established by statute or regulation or through a memorandum of understanding.

Revenue is recognised at the transaction price when each performance obligation is satisfied at a point in time when inpatient/ outpatients has actually received the service except for few specific services in the dialysis and oncology specialty where the performance obligation is satisfied over a period of time.

Revenue from health care patients, third party payers and other customers are billed at our standard rates net of contractual or discretionary allowances, discounts or rebates to reflect the estimated amounts to be receivable from these payers.

While recognizing the revenue, the Company deducts the pre-determined discount agreed with government agencies / others from the billed amount. Revenue also excludes taxes collected from customers and deposited back to the respective statutory authorities, if any.

2.3.2 Dividend and Interest Income

Dividend income from investments is recognised when the shareholder's right to receive payment has been established (provided that it is probable that the economic benefits will flow to the Company and the amount of income can be measured reliably).

Interest income from a financial asset is recognised when it is probable that the economic benefits will flow to the Company and the amount of income can be measured reliably. Interest income is accrued on a time basis, by reference to the principal outstanding and at the effective interest rate applicable, which is the rate



that exactly discounts estimated future cash receipts through the expected life of the financial asset to that asset's net carrying amount on initial recognition.

2.3.3 Contract Assets and Liabilities

Revenue recognised by the Company where services are rendered to the customer and for which invoice has not been raised (which we refer as unbilled revenue) are classified as contract assets. Amount collected from the customer and services have not yet been rendered are classified as contract liabilities.

2.3.4 Transaction Price

Revenue is measured based on the transaction price, which is the fixed consideration adjusted for discounts, estimated disallowances, amounts payable to customer, principal versus agent considerations, loyalty credits and any other rights and obligations as specified in the contract with the customer. Revenue also excludes taxes collected from customers and deposited back to the respective statutory authorities.

2.3.5 Principal versus agent considerations

The Company is a principal and records revenue on a gross basis when the Company is primarily responsible for fulfilling the service, has discretion in establish pricing and controls the promised service before transferring that service to customers.

2.3.6 Trade accounts and other receivables and allowance for doubtful accounts

Trade receivables from healthcare services are recognized at billed amounts collectable under government reimbursement programs, reimbursement arrangements with third party administrators and contractual arrangements with corporates including public sector undertakings. The billing on government reimbursement programs is at pre-determined net realizable rates per treatment that are established by statute or regulation. Revenues for non-governmental payers with which the Company has contracts are recognized at the prevailing contract rates. The remaining non-governmental payers are billed at the Company's standard rates for services. The allowance for doubtful accounts is reviewed quarterly for their adequacy. The collectability of receivables is reviewed on a regular basis and expected credit losses are provided for.

Receivables where the expected credit losses are not assessed individually are grouped based on geographical regions and the impairment is assessed based on macroeconomic indicators.

Write offs are taken on a claim-by-claim basis. Due to the fact that a large portion of its reimbursement is provided by public health care organizations and private insurers, the Company expects that most of its accounts receivables will be collectible. A significant change in the Company's collection experience, deterioration in the aging of receivables and collection difficulties could require that the Company increases its estimate of the allowance for doubtful accounts. Any such additional bad debt charges could materially and adversely affect the Company's future operating results. When all efforts to collect a receivable have been exhausted, and after appropriate management review, a receivable deemed to be uncollectible is considered a bad debt and written off.

2.3.7 Revenue from Third Party Administrator (TPA)

Inpatient services rendered to TPA are paid according to a fee-for-service schedule. These rates vary according to a patient classification system that is based on clinical, diagnostic and other factors. Inpatient services generated through TPA are recorded on an accrual basis in the period in which services are provided at established rates.

The Company determines the transaction price on the TPA contracts based on established billing rates reduced by contractual adjustments provided to TPAs. Contractual adjustments and discounts are based on contractual agreements, discount policies and historical experience. Implicit price concessions are based



Handwritten signature or mark.



Handwritten signature or mark.

on historical collection experience. Most of our TPA contracts contain variable consideration. However, it is unlikely a significant reversal of revenue will occur when the uncertainty is resolved, and therefore, the Company has included the variable consideration in the estimated transaction price.

2.4 Leases

Leases are classified as finance leases whenever the terms of the lease transfer substantially all the risks and rewards of ownership to the lessee. All other leases are classified as operating leases.

2.4.1 The Company as Lessee

The Company enters into an arrangement for lease of land, buildings, plant and machinery including office equipment. Such arrangements are generally for a fixed period but may have extension or termination options. The Company assesses, whether the contract is, or contains, a lease, at its inception. A contract is, or contains, a lease if the contract conveys the right to –

- (a) control the use of an identified asset,
- (b) obtain substantially all the economic benefits from use of the identified asset, and
- (c) direct the use of the identified asset.

The Company determines the lease term as the non-cancellable period of a lease, together with periods covered by an option to extend the lease, where the Company is reasonably certain to exercise that option.

The Company recognises a right-of-use asset and a corresponding lease liability with respect to all lease agreements in which it is the lessee, except for short-term leases (defined as leases with a lease term of 12 months or less) and leases of low value assets. For these leases, the Company recognises the lease payments as an operating expense on a straight-line basis over the term of the lease unless another systematic basis is more representative of the time pattern in which economic benefits from the leased asset are consumed. This expense is presented within 'other expenses' in statement of profit and loss.

Lease Liabilities:

The lease liability is initially measured at the present value of the lease payments that are not paid at the commencement date, discounted by using the rate implicit in the lease. If this rate cannot be readily determined, the Company uses its incremental borrowing rate.

Lease payments included in the measurement of the lease liability comprise:

- i. fixed lease payments (including in-substance fixed payments), less any lease incentives;
- ii. variable lease payments that depend on an index or rate, initially measured using the index or rate at the commencement date;
- iii. the amount expected to be payable by the lessee under residual value guarantees;
- iv. lease payments in optional renewal periods, where exercise of extension options is reasonably certain, and
- v. payments of penalties for terminating the lease, if the lease term reflects the exercise of an option to terminate the lease.

The lease liability is presented as a separate line in the Balance Sheet. The lease liability is subsequently measured by increasing the carrying amount to reflect interest on the lease liability (using the effective interest method) and by reducing the carrying amount to reflect the lease payments made.

Lease Liability payments are classified as cash used in financing activities in Statement of cash flows



The Company remeasure the lease liability (and makes a corresponding adjustment to the related right-of-use asset) whenever

- i) the lease term has changed or there is a change in the assessment of exercise of a purchase option, in which case the lease liability is remeasured by discounting the revised lease payments using a revised discount rate.
- ii) the lease payments change due to changes in an index or rate or a change in expected payment under a guaranteed residual value, in which cases the lease liability is remeasured by discounting the revised lease payments using the initial discount rate (unless the lease payments change is due to a change in a floating interest rate, in which case a revised discount rate is used)
- iii) a lease contract is modified and the lease modification is not accounted for as a separate lease, in which case the lease liability is remeasured by discounting the revised lease payments using a revised discount rate.

Right-of-Use Assets:

The Company recognises right-of-use asset at the commencement date of the respective lease. Right-of-use asset are stated at cost less accumulated depreciation. Upon initial recognition, cost comprises of:

- the initial lease liability amount,
- initial direct costs incurred when entering into the lease,
- (lease) payments before commencement date of the respective lease, and
- an estimate of costs to dismantle and remove the underlying asset,
- less any lease incentives received.

Prepaid lease payments (including the difference between nominal amount of the deposit and the fair value) are also included in the initial carrying amount of the right of use asset.

They are subsequently measured at cost less accumulated depreciation and impairment losses. Right-of-use assets are depreciated on a straight-line basis over the shorter period of lease term and useful life of the underlying asset. If a lease transfers ownership of the underlying asset or the cost of the right-of-use asset reflects that the Company expects to exercise a purchase option, the related Right-of-use asset is depreciated over the useful life of the underlying asset. The depreciation starts at the commencement date of the lease.


The Right-of-use assets are presented as a separate line in the Balance Sheet. The Company applies Ind AS 36 to determine whether a ROU asset is impaired and accounts for any identified impairment loss as described in the impairment of non-financial assets below.

The Company incurs obligation for costs to dismantle and remove a leased asset, restore the site on which it is located or restore the underlying asset to the condition required by the terms and conditions of the lease. The Company has assessed that such restoration costs are negligible and hence no provision under Ind-AS 37 has been recognised.

Variable rents that do not depend on an index or rate are not included in the measurement the lease liability and the Right-of- use asset. The related payments are recognised as an expense in the period in which the event or condition that triggers those payments occurs and are included in the line “other expenses” in the statement of profit and loss.

2.5 Foreign currencies

Exchange differences on monetary items are recognised in the statement of profit and loss in the period in which they arise except for exchange differences on foreign currency borrowings relating to assets under construction for future productive use, which are included in the cost of those assets when they are regarded as an adjustment to interest costs on those foreign currency borrowings.



2.6 Borrowings and Borrowing costs

Borrowings are recognised initially at fair value, net of transaction costs incurred. Borrowings are subsequently stated at amortised cost. Any difference between the proceeds (net of transaction costs) and the redemption value is recognised in the statement of profit and loss over the period of the borrowings using the effective interest rate method. Borrowings are classified as current liabilities unless the Company has an unconditional right to defer settlement of the liability for at least 12 months after the reporting date.

Borrowing costs directly attributable to the acquisition, construction or production of qualifying assets, which are assets that necessarily take a substantial period of time to get ready for their intended use, are added to the cost of those assets, until such time as the assets is substantially ready for their intended use.

Interest income earned on the temporary investment of specific borrowings pending their expenditure on qualifying assets is deducted from the borrowing costs eligible for capitalisation.

All other borrowing costs are recognised in statement of profit and loss in the period in which they are incurred.

2.7 Employee benefits

2.7.1 Retirement benefit costs and termination benefits

Payments to defined contribution retirement benefit plans are recognised as an expense when employees have rendered service entitling them to the contributions.

For defined benefit retirement benefit plans, the cost of providing benefits is determined using the projected unit credit method, with actuarial valuations being carried out at the end of each annual reporting period. Remeasurement, comprising actuarial gains and losses and the return on plan assets (excluding net interest), is reflected immediately in the balance sheet with a charge or credit recognised in other comprehensive income in the period in which they occur. Remeasurement recognised in other comprehensive income is not reclassified to statement of profit and loss. Past service cost is recognised in the statement of profit and loss in the period of a plan amendment. Net interest is calculated by applying the discount rate at the beginning of the period to the net defined benefit liability or asset. Defined benefit costs are categorised as follows:

- service cost (including current service cost, past service cost, as well as gains and losses on curtailments and settlements);
- net interest expense or income; and
- Remeasurement

The Company presents the first two components of defined benefit costs in statement of profit and loss in the line item 'Employee benefits expense'.

The retirement benefit obligation recognised in the balance sheet represents the actual deficit or surplus in the Company's defined benefit plans. Any surplus resulting from this calculation is limited to the present value of any economic benefits available in the form of refunds from the plans or reductions in future contributions to the plans.

Other Short Term Employee Benefits

Liabilities recognised in respect of short-term employee benefits are measured at the undiscounted amount of the benefits expected to be paid in exchange for the related service.



2.8 Taxation

Income tax expense comprises current tax and the net change in the deferred tax asset or liability during the year.

2.8.1 Current Tax

The tax currently payable is based on taxable profit for the year. Taxable profit differs from 'Profit before tax' as reported in the statement of profit and loss because of items of income or expense that are taxable or deductible in other years and items that are never taxable or deductible. The Company's current tax is calculated using tax rates that have been enacted or substantively enacted by the end of the reporting period. Advance taxes and provisions for current income taxes are presented at net in the Balance Sheet after off-setting advance tax paid and income tax provision.

2.8.2 Deferred Tax

Deferred tax is recognised on temporary differences between the carrying amounts of assets and liabilities in the financial statements and the corresponding tax bases used in the computation of taxable profit. Deferred tax liabilities are generally recognised for all taxable temporary differences. Deferred tax assets are generally recognised for all deductible temporary differences to the extent that it is probable that taxable profits will be available against which those deductible temporary differences can be utilized. Such deferred tax assets and liabilities are not recognised if the temporary difference arises from the initial recognition (other than in a business combination) of assets and liabilities in a transaction that affects neither the taxable profit nor the accounting profit. In addition, deferred tax liabilities are not recognised if the temporary difference arises from the initial recognition of goodwill. Deferred tax assets and liabilities are offset when they relate to income taxes levied by the same taxation authority and the relevant entity intends to settle its current tax assets and liabilities on a net basis.

The carrying amount of deferred tax assets is reviewed at the end of each reporting period and reduced to the extent that it is no longer probable that sufficient taxable profits will be available to allow all or part of the asset to be recovered.

Deferred tax liabilities and assets are measured at the tax rates that are expected to apply in the period in which the liability is settled or the asset realised, based on tax rates (and tax laws) that have been enacted or substantively enacted by the end of the reporting period.

The measurement of deferred tax liabilities and assets reflects the tax consequences that would follow from the manner in which the Company expects, at the end of the reporting period, to recover or settle the carrying amount of its assets and liabilities.

Temporary differences arising as a result of changes in tax legislation. Accordingly, when additional temporary differences arise as a result of the introduction of a new tax, and not when an asset or a liability is first recognised, the deferred tax effect of the additional temporary differences should be recognised.

2.8.3 Current and Deferred Tax for The Year

Current and deferred tax are recognised in the statement of profit and loss, except when they relate to items that are recognised in other comprehensive income or directly in equity, in which case, the current and deferred tax are also recognised in other comprehensive income or directly in equity respectively. Where current tax or deferred tax arises from the initial accounting for a business combination, the tax effect is included in the accounting for the business combination.



2.9 Property, Plant and Equipment

Land and buildings held for use in providing the healthcare and related services, or for administrative purposes, are carried at cost less accumulated depreciation and accumulated impairment losses. Freehold land is not depreciated.

Expenses in the nature of general repairs and maintenance, are charged to the statement of profit and loss during the financial period in which they are incurred.

Parts of some items of property, plant and equipment may require replacement at regular intervals and this would enhance the life of the asset such as replacing the interior walls of a building, or to make a nonrecurring replacement. The company recognises these amounts incurred in the carrying amount of an item of property, plant & equipment and depreciated over the period which is lower of replacement period and its useful life. The carrying amount of those parts that are replaced is derecognized in accordance with the derecognition provisions of Ind AS 16.

Fixtures and medical Equipments are stated at cost less accumulated depreciation and accumulated impairment losses. All repairs and maintenance costs are charged to the statement of profit and loss during the financial period in which they are incurred.

Depreciation is recognised so as to depreciate the cost of assets (other than freehold land and properties under construction) less their residual values over their useful lives, using the straight-line method. The estimated useful lives, residual values and depreciation method are reviewed at the end of each reporting period, with the effect of any changes in estimate accounted for on a prospective basis. However, the estimates of useful lives of certain assets are based on technical evaluation and are different from those specified in Schedule II.

Assets held under finance leases are depreciated over their expected useful lives on the same basis as owned assets. However, when there is no reasonable certainty that ownership will be obtained by the end of the lease term, assets are depreciated over the shorter of the lease term and their useful lives.

The management believes that these estimated useful lives are realistic and reflect fair approximation of the period over which the assets are likely to be used.

Estimated useful lives of the assets are as follows:

Category of Assets	Useful (Life in years)
Buildings (Freehold)	60 years
Buildings (Leasehold)	15 Years
Electrical Installation and Generators	10 Years
Medical Equipment	10 Years
Surgical Instruments	3 Years
Furniture and Fixtures	10 Years
Vehicles	8 Years
Office Equipments	5 Years
Computers	3 Years
Servers	3 Years

An item of property, plant and equipment is derecognized upon disposal or when no future economic benefits are expected to arise from the continued use of the asset. Any gain or loss arising on the disposal or retirement of an item of property, plant and equipment is determined as the difference between the sales proceeds and the carrying amount of the asset and is recognised in the statement of profit and loss.



2.9.1 Capital Work in Progress

Amounts paid towards the acquisition of property, plant and equipment outstanding as of each reporting date are recognized as capital advance and the cost of property, plant and equipment not ready for intended use before such date are disclosed under capital work- in-progress.

Commencement of Depreciation related to property, plant and equipment classified as Capital work in progress (CWIP) involves determining when the assets are available for their intended use. The criteria the Company uses to determine whether CWIP are available for their intended use involves subjective judgments and assumptions about the conditions necessary for the assets to be capable of operating in the intended manner.

2.10 Intangible Assets

2.10.1 Derecognition of Intangible Assets

An intangible asset is derecognized on disposal, or when no future economic benefits are expected from use or disposal. Gains or losses arising from derecognition of an intangible asset are recognised in the statement of profit and loss.

2.10.2 Useful Lives of Intangible Assets

Estimated useful lives of the intangible assets are as follows:

Category of assets	Useful Life (In years)
Software License	3

2.11 Review of Useful Life and Method of Depreciation

Estimated useful lives are periodically reviewed, and when warranted, changes are made to them. The effect of such change in estimates are accounted for prospectively.

2.12 Impairment of Tangible and Intangible Assets Other Than Goodwill

The carrying values of property plant and equipment and intangible assets with finite life are reviewed for possible impairment whenever events, circumstances or operating results indicate that the carrying amount of an asset may not be recoverable. If any such indication exists, the recoverable amount of the asset is estimated in order to determine the extent of the impairment loss (if any).

Recoverable amount is the higher of fair value less costs of disposal and value in use. In assessing value in use, the estimated future cash flows are discounted to their present value using a pre-tax discount rate that reflects current market assessments of the time value of money and the risks specific to the asset for which the estimates of future cash flows have not been adjusted.

If the recoverable amount of an asset (or cash-generating unit) is estimated to be less than its carrying amount, the carrying amount of the asset (or cash-generating unit) is reduced to its recoverable amount. An impairment loss is recognised immediately in the statement of profit and loss.

If at the reporting date, there is an indication that a previously assessed impairment loss no longer exists, the recoverable amount is reassessed and the impairment losses previously recognized are reversed such that the asset is recognized at its recoverable amount but not exceeding written down value which would have been reported if the impairment losses had not been recognized initially.



2.13 Inventories

Inventories of medical consumables, drugs and stores & spares are valued at lower of cost or net realizable value. Net Realizable Value represents the estimated selling price in the ordinary course of business less estimated costs necessary to make the sale.

Cost is determined as follows:

- a) 'Stores and spares' is valued on First in First Out (FIFO) basis
- b) 'Other consumables' is valued on First in First Out (FIFO) basis.

Pharmacy is outsourced by the Company to third party, and it does not carry any inventory of medicine. Vendor is supplying the pharmacy to patients based on the advice of doctors. Supply of medicine is checked by the Company on daily basis. Payment to the outsourced vendor is made on the basis of drug / medicine supplied on periodical basis.

2.14 Provisions

Provisions are recognised when the Company has a present obligation (legal or constructive) as a result of a past event, it is probable that the Company will be required to settle the obligation, and a reliable estimate can be made of the amount of the obligation.

The amount recognised as a provision is the best estimate of the consideration required to settle the present obligation at the end of the reporting period, taking into account the risks and uncertainties surrounding the obligation. When a provision is measured using the cash flows estimated to settle the present obligation, it's carrying amount is the present value of those cash flows (when the effect of the time value of money is material).

When some or all of the economic benefits required to settle a provision are expected to be recovered from a third party, a receivable is recognised as an asset if it is virtually certain that reimbursement will be received and the amount of the receivable can be measured reliably.

2.15 Contingent Liabilities

Contingent liability is a possible obligation arising from past events and whose existence will be confirmed only by the occurrence or non-occurrence of one or more uncertain future events not wholly within the control of the entity or a present obligation that arises from past events but is not recognized because it is not probable that an outflow of resources embodying economic benefits will be required to settle the obligation or the amount of the obligation cannot be measured with sufficient reliability.

Contingent liabilities acquired in a business combination are initially measured at fair value at the acquisition date. At the end of subsequent reporting periods, such contingent liabilities are measured at the higher of the amount that would be recognised in accordance with Ind AS 37 and the amount initially recognised less cumulative amortisation recognised in accordance with Ind AS 115 Revenue from contracts with customers.

2.16 Earnings Per Share

Basic earnings per share is computed by dividing the profit/(loss) after tax (including the post tax effect of exceptional items, if any) by the weighted average number of equity shares outstanding during the year. The weighted average number of ordinary shares outstanding during the year is number of shares outstanding at the beginning of the year, adjusted by the number of ordinary shares issued during the year multiplied by a time-weighting factor.



2.17 Financial Instruments

Financial assets and financial liabilities are recognised when a Company becomes a party to the contractual provisions of the instruments.

Financial assets and financial liabilities are initially measured at fair value. Transaction costs that are directly attributable to the acquisition or issue of financial assets and financial liabilities (other than financial assets and financial liabilities at fair value through profit and loss) are added to or deducted from the fair value of the financial assets or financial liabilities, as appropriate, on initial recognition. Transaction costs directly attributable to the acquisition of financial assets or financial liabilities at fair value through profit and loss are recognised immediately in statement of profit and loss.

2.17.1 Financial Assets

Financial assets are recognised at fair value on initial recognition, except for trade receivables which are initially measured at their transaction price and subsequently measured at carrying value as of initial recognition less impairment allowance (if any)

Unbilled revenue represents the value of services rendered to customer undergoing treatment and rendered as per the service agreements, pending for billing and is reported under other current financial assets.

Investments in equity instruments are recognized and subsequently measured at fair value. The Company's equity investments are not held for trading. In general, changes in the fair value of equity investments are recognized in the income statement. However, at initial recognition the Company elected, on an instrument-by-instrument basis, to represent subsequent changes in the fair value of individual strategic equity investments in other comprehensive income (loss) ("OCI").

The Company's investment in debt securities with the objective to achieve both collecting contractual cash flows and selling the financial assets, and initially measured at fair value. Some of these securities give rise on specified dates to cash flows that are solely payments of principal and interest. These securities are subsequently measured at FVOCI. Other securities are measured at FVPL.

Cash and Cash Equivalents

The Company considers all highly liquid financial instruments which are readily convertible into known amounts of cash that are subject to an insignificant risk of change in value and having original maturities of three months or less from the date of purchase, to be cash equivalents. Cash and Cash Equivalents consist of balances with banks which are unrestricted for withdrawal and usage. Restricted cash and bank balances are classified and disclosed as other bank balances.

Amortised Cost and Effective Interest Method

The effective interest method is a method of calculating the amortised cost of a debt instrument and of allocating interest income over the relevant period. The effective interest rate is the rate that exactly discounts estimated future cash receipts (including all fees and points paid or received that form an integral part of the effective interest rate, transaction costs and other premiums or discounts) through the expected life of the debt instrument, or, where appropriate, a shorter period, to the net carrying amount on initial recognition.

Income is recognised on an effective interest basis for debt instruments other than those financial assets classified as at FVTPL. Interest income is recognised in the statement of profit and loss and is included in the "Other income" line item.



Instruments at FVTOCI

On initial recognition, the Company can make an irrevocable election (on an instrument-by-instrument basis) to present the subsequent changes in fair value in other comprehensive income pertaining to investments in equity instruments. This election is not permitted if the equity investment is held for trading. These elected investments are initially measured at fair value plus transaction costs. Subsequently, they are measured at fair value with gains and losses arising from changes in fair value recognised in other comprehensive income and accumulated in the 'Reserve for equity instruments through other comprehensive income'. The cumulative gain or loss is not reclassified to statement of profit and loss on disposal of the investments.

A financial asset is held for trading if:

- it has been acquired principally for the purpose of selling it in the near term; or
- on initial recognition it is part of a portfolio of identified financial instruments that the Company manages together and has
- a recent actual pattern of short-term profit-taking; or
- it is a derivative that is not designated and effective as a hedging instrument or a financial guarantee.

Dividends on these investments in equity instruments are recognised in statement of profit and loss when the Company's right to receive the dividends is established, it is probable that the economic benefits associated with the dividend will flow to the entity, the dividend does not represent a recovery of part of cost of the investment and the amount of dividend can be measured reliably. Dividends recognised in statement of profit and loss are included in the 'Other income' line item.

Impairment of financial assets

The Company applies the expected credit loss model for recognising impairment loss on financial assets measured at amortised cost, debt instruments at FVTOCI, lease receivables, trade receivables, other contractual rights to receive cash or other financial asset, and financial guarantees not designated as at FVTPL. The expected credit loss approach requires that all impacted financial assets will carry a loss allowance based on their expected credit losses. Expected credit losses are a probability-weighted estimate of credit losses over the contractual life of the financial assets.

For trade receivables or any contractual right to receive cash or another financial asset that result from transactions that are within the scope of Ind AS 115, the Company measures the loss allowance at an amount equal to lifetime expected credit losses.

The impairment provisions for trade receivables are based on reasonable and supportable information including historic loss rates, present developments such as liquidity issues and information about future economic conditions, to ensure foreseeable changes in the customer-specific or macroeconomic environment are considered.

Significant increase in credit risk

In assessing whether the credit risk on a financial instrument has increased significantly since initial recognition, the Company compares the risk of a default occurring on the financial instrument at the reporting date with the risk of a default occurring on the financial instrument at the date of initial recognition. In making this assessment, the Company considers both quantitative and qualitative information that is reasonable and supportable, including historical experience and forward-looking information that is available without undue cost or effort. Forward-looking information considered includes the future prospects of the industries in which the Company's debtors operate, obtained from economic expert reports, financial analysts, governmental bodies, relevant think-tanks and other similar



organisations, as well as consideration of various external sources of actual and forecast economic information that relate to the Company's core operations.

Derecognition of financial assets

The Company derecognises a financial asset when the contractual rights to the cash flows from the asset expire, or when it transfers the financial asset and substantially all the risks and rewards of ownership of the asset to another party. If the Company neither transfers nor retains substantially all the risks and rewards of ownership and continues to control the transferred asset, the Company recognises its retained interest in the asset and an associated liability for amounts it may have to pay. If the Company retains substantially all the risks and rewards of ownership of a transferred financial asset, the Company continues to recognise the financial asset and also recognises a collateralised borrowing for the proceeds received.

2.17.2 Financial liabilities and equity instruments Classification as debt or equity

Debt and equity instruments issued by a Company are classified as either financial liabilities or as equity in accordance with the

substance of the contractual arrangements and the definitions of a financial liability and an equity instrument.

Equity instruments

An equity instrument is any contract that evidences a residual interest in the assets of an entity after deducting all of its liabilities. Equity instruments issued by a Company are recognised at the proceeds received, net of direct issue costs.

Repurchase of the Company's own equity instruments is recognised and deducted directly in equity. No gain or loss is recognised in statement of profit and loss on the purchase, sale, issue or cancellation of the Company's own equity instruments.

Financial liabilities

All financial liabilities are subsequently measured at amortised cost using the effective interest method.

In general, financial liabilities are classified and subsequently measured at amortized cost, with the exception of contingent considerations resulting from a business combination, non- controlling interests subject to put provisions as well as derivative financial liabilities

Financial Liabilities Subsequently Measured at Amortised Cost

The carrying amounts of financial liabilities that are subsequently measured at amortised cost are determined based on the effective interest method. Interest expense that is not capitalised as part of costs of an asset is included in the 'Finance costs' line item.

The effective interest method is a method of calculating the amortised cost of a financial liability and of allocating interest expense over the relevant period. The effective interest rate is the rate that exactly discounts estimated future cash payments (including all fees and points paid or received that form an integral part of the effective interest rate, transaction costs and other premiums or discounts) through the expected life of the financial liability, or (where appropriate) a shorter period, to the net carrying amount on initial recognition.

Financial Guarantee Contracts

A financial guarantee contract is a contract that requires the issuer to make specified payments to reimburse the holder for a loss it incurs because a specified debtor fails to make payments when due in accordance with the terms of a debt instrument.



Financial guarantee contracts issued by a Company are initially measured at their fair values and, if not designated as at FVTPL, are subsequently measured at the higher of:

the amount of loss allowance determined in accordance with impairment requirements of Ind AS 109; and
the amount initially recognised less, when appropriate, the cumulative amount of income recognised in accordance with the principles of Ind AS 18.

Derecognition of Financial Liabilities

The Company derecognises financial liabilities when, and only when, the Company's obligations are discharged, cancelled or have expired. An exchange with a lender of debt instruments with substantially different terms is accounted for as an extinguishment of the original financial liability and the recognition of a new financial liability. Similarly, a substantial modification of the terms of an existing financial liability is accounted for as an extinguishment of the original financial liability and the recognition of a new financial liability. The difference between the carrying amount of the financial liability derecognized and the consideration paid and payable is recognised in the statement of profit and loss.

2.17.3 Derivative Financial Instruments

Derivatives are initially recognised at fair value at the date the derivative contracts are entered into and are subsequently remeasured to their fair value at the end of each reporting period. Derivatives are carried as financial assets when the fair value is positive and as financial liabilities when the fair value is negative

The change in fair value of derivatives is recorded in the statement of profit and loss.

Derivatives embedded in host contracts are accounted for as separate derivatives if their economic characteristics and risks are not closely related to those of the host contracts. These embedded derivatives are measured at fair value with changes in fair value recognized in the statement of profit and loss.

2.18 Segment Reporting

In accordance with Ind AS 108, Segment Reporting, the Company's chief operating decision maker ("CODM") has been identified as the board of directors.

The company is engaged only in healthcare business and therefore the Company's CODM (Chief Operating Decision Maker; which is the Board of Directors of the company) decided to have only one reportable segment as at the March 31, 2025, in accordance with IND AS 108 "Operating Segments".

2.19 Non-Current Asset Held for Sale

The company classifies non-current assets held for sale if their carrying amounts will be principally recovered through a sale rather than through continuing use of assets and action required to complete such sale indicate that it is unlikely that significant changes to the plan to sell will be made or that the decision to sell will be withdrawn. Also, such assets are classified as held for sale only if the management expects to complete the sale within one year from the date of classification.

Non-current assets held for sale are measured at the lower of carrying amount and the fair value less cost to sell. Non-current assets are not depreciated or amortised.

2.20 Government Grants

Government grants are not recognised until there is reasonable assurance that the Company will comply with the conditions attaching to them and that the grants will be received.

Government grants are recognised in statement of profit and loss on a systematic basis over the periods in which the Company recognises as expenses the related costs for which the grants are intended to



compensate. Specifically, government grants whose primary condition is that the Company should purchase, construct or otherwise acquire non-current assets are recognised as deferred revenue in the balance sheet and transferred to statement of profit and loss on a systematic and rational basis over the useful lives of the related assets.

Government grants that are receivable as compensation for expenses or losses already incurred or for the purpose of giving immediate financial support to the Company with no future related costs are recognised in the statement of profit and loss in the period in which they become receivable.

2.21 Dividend

A final dividend, including tax thereon, on equity shares is recorded as a liability on the date of approval by the shareholders. An interim dividend, including tax thereon, is recorded as a liability on the date of declaration by the board of directors.

2.22 Operating Cycle

Based on the nature of products / activities of the Company and the normal time between acquisition of assets and their realisation in cash or cash equivalents, the Company has determined its operating cycle as 12 months for the purpose of classification of its assets and liabilities as current and non-current

2.23 Critical accounting Judgements and Key sources of estimation uncertainty

Use of Estimates

The preparation of these financial statements in conformity with Ind AS requires management to make estimates and assumptions that affect the reported amounts of assets and liabilities, disclosures of contingent assets and liabilities at the balance sheet dates and the reported amounts of revenues and expenses during the reporting periods. Significant estimates and assumptions reflected in the Company's financial statements include, but are not limited to, expected credit loss, impairment of goodwill, useful lives of property, plant and equipment and leases, realization of deferred tax assets, unrecognized tax benefits, incremental borrowing rate of right-of-use assets and related lease obligation, the valuation of the Company's acquired equity investments. Actual results could materially differ from those estimates.

2.23.1 Key Sources of Estimation Uncertainty

The following are the key assumptions concerning the future, and other key sources of estimation uncertainty at the end of the reporting period that may cause a material adjustment to the carrying amounts of assets and liabilities within the next financial year.

2.23.2 Impairment of Financial Assets

The impairment provisions for trade receivables is based on assumptions about risk of default and expected loss rates. The Company uses judgements in making certain assumptions and selecting inputs to determine impairment of these trade receivables, based on ton reasonable and supportable information including historic loss rates, present developments such as liquidity issues and information about future economic conditions, to ensure foreseeable changes in the customer-specific or macroeconomic environment are considered.

2.23.3 Impairment of investments in subsidiaries, associates and joint ventures:

The Company conducts impairment reviews of investments in subsidiaries / associates / joint arrangements whenever events or changes in circumstances indicate that their carrying amounts may not be recoverable or tests for impairment annually. Determining whether an asset is impaired requires an estimation of the recoverable amount, which requires the Company to estimate the value in use determined using a discounted cash flow approach based upon the cash flow expected to be generated by the investment. In



case that the value in use of the investment is less than its carrying amount, the difference is at first recorded as an impairment of the carrying amount of the goodwill.

2.23.4 Employee Benefits - Defined Benefit Plans

The cost of the defined benefit plans is based on actuarial valuation using the projected unit credit method. An actuarial valuation involves making various assumptions that may differ from actual developments in the future. These include the determination of the discount rate, future salary increases, attrition and mortality rates. Due to the complexities involved in the valuation and its long-term nature, a defined benefit obligation is highly sensitive to changes in these assumptions. All assumptions are reviewed at each reporting date.

2.23.5 Litigations

The amount recognised as a provision shall be the management's best estimate of the expenditure required to settle the present obligation arising at the reporting period.

2.23.6 Revenue Recognition

The Company's contracts with customers could include promises to render multiple services to a customer. The Company assesses the services promised in a contract and identifies distinct performance obligations in the contract. Identification of distinct performance obligation involves judgement to determine the deliverables and the ability of the customer to benefit independently from such deliverables.

Judgement is applied in the assessment of principal versus agent considerations with respect to contracts with customers and doctors which is determined based on the substance of the arrangement.

Judgement is also applied to determine the transaction price of the contract. The transaction price shall include a fixed amount of customer consideration and components of variable consideration which constitutes amounts payable to customer, discounts, commissions, disallowances and redemption patterns of loyalty point by the customers. The estimated amount of variable consideration is adjusted in the transaction price only to the extent that it is highly probable that a significant reversal in the amount of cumulative revenue recognised will not occur and is reassessed at the end of each reporting period.

2.23.7 Useful lives of property plant and equipment

The Company depreciates property, plant and equipment on a straight-line basis over estimated useful lives of the assets. The charge in respect of periodic depreciation is derived based on an estimate of an asset's expected useful life and the expected residual value at the end of its life. The lives are based on historical experience with similar assets as well as anticipation of future events, which may impact their life, such as changes in technology. The estimated useful life is reviewed at least annually.

2.23.8 Point of Capitalisation

Management has set in parameters in respect of its medical equipment's specific to the stability and reaching the contractual availability goals. The property, plant & equipment shall be capitalised upon reaching these parameters at which stage the asset is brought to the location and condition necessary for it to be capable of operating in the manner intended by management.

In respect of internally generated intangible assets, management has defined the criteria for capitalisation based on the version released for each feature to be deployed on the digital platform. The point in time at which the version release contains all the essential features as defined by the management and qualifies to be a Minimum Viable Product (MVP), the feature is considered eligible for capitalisation.



4



[Handwritten signature]

2.23.9 Impairment of Non - Financial Assets

Determining whether the asset is impaired requires to assess the recoverable amount of the asset or Cash Generating Unit (CGU) which is compared to the carrying amount of the asset or CGU, as applicable. Recoverable amount is the higher of fair value less costs of disposal and value in use. Where the carrying amount of an asset or CGU exceeds the recoverable amount, the asset is considered impaired and is written down to its recoverable amount.

2.23.10 Leases

Ind AS 116 defines a lease term as the non-cancellable period for which the lessee has the Right-to- use an underlying asset including optional periods, when an entity is reasonably certain to exercise an option to extend (or not to terminate) a lease. The Company considers all relevant facts and circumstances that create an economic incentive for the lessee to exercise the option when determining the lease term. The option to extend the lease term is included in the lease term, if it is reasonably certain that the lessee would exercise the option. The Company reassesses the option when significant events or changes in circumstances occur that are within the control of the lessee.



Umkal Health Care Private Limited

CIN : U85110DL2005PTC139692

Notes to the financial statements for the year ended March 31, 2025

(All amounts are ₹ in million, unless stated otherwise)

3 Property, plant and equipment

Particulars	Land	Building	Vehicles	Plant and equipment's	Computer & Servers	Office equipment's	Furniture & fixtures	Medical Equipment	Total
GROSS CARRYING VALUE									
Balance as at March 31, 2023	18.42	136.86	60.51	170.68	6.75	11.17	10.95	188.11	603.45
Additions	-	-	1.13	5.82	0.60	0.45	0.80	9.13	17.93
Disposals/ Deletions	-	-	-	-	-	-	-	-	-
Balance as at March 31, 2024	18.42	136.86	61.64	176.50	7.35	11.62	11.75	197.24	621.38
Additions	-	8.00	36.55	10.20	2.14	2.39	1.20	164.93	225.41
Disposals/ Deletions	-	-	34.70	2.00	-	2.00	6.00	6.00	50.70
Balance as at March 31, 2025	18.42	144.86	63.49	184.70	9.49	12.01	6.95	356.17	796.09
ACCUMULATED DEPRECIATION									
Balance as at March 31, 2023	-	6.66	11.99	128.52	3.02	5.44	2.09	122.06	279.78
Additions	-	6.34	15.19	20.95	1.06	2.65	2.46	13.40	62.05
Disposals/ Deletions	-	-	-	-	-	-	-	-	-
Balance as at March 31, 2024	-	13.00	27.18	149.47	4.08	8.09	4.55	135.46	341.83
Additions	-	6.23	13.31	7.07	2.69	2.48	4.33	28.79	64.90
Disposals/ Deletions	-	-	12.83	2.00	-	2.00	6.00	6.00	28.83
Balance as at March 31, 2025	-	19.23	27.66	154.54	6.77	8.57	2.88	158.25	377.90
NET CARRYING VALUE:									
As on March 31, 2024	18.42	123.86	34.46	27.03	3.27	3.53	7.20	61.78	279.55
As on March 31, 2025	18.42	125.63	35.83	30.16	2.72	3.44	4.07	197.92	418.19

Footnotes:

- The Company has not carried out any revaluation of property, plant and equipment for the year ended March 31, 2025 and March 31, 2024.
- There is no capital commitments.
- There are no impairment losses recognised for the year ended March 31, 2025 and March 31, 2024.
- There are no exchange differences adjusted in Property, plant & equipment.
- All property, plant and equipment, are subject to charge against secured borrowings of the company referred in notes as secured term loans from others and secured term loans from banks and bank overdrafts. (refer note 20 and 23).
- During the financial year 2023-24, Company has provided for the loss of PPE on the basis of interim physical verification report. During the current year, the company has received the final physical verification Report. Consequently provision for loss of asset of Rs.0.56 millions i.e. created earlier is now reversed to depreciation. Further the company has derecognised the corresponding Gross Block of Rs.17.05 million and Accumulated depreciation of Rs.6.96 millions, and the difference is charged to Depreciation.



[Handwritten signature]

Umkal Health Care Private Limited

CIN : U85110DL2005PTC139692

Notes to the financial statements for the year ended March 31, 2025

(All amounts are ₹ in million, unless stated otherwise)

4 Capital work-in-progress

Balance at the beginning
Addition during the year:
Office Equipment
Medical Equipment

Capitalised during the year:
Office Equipment
Medical Equipment
Balance at the end

As at March 31, 2025	As at March 31, 2024
1.05	-
-	0.15
-	0.90
1.05	1.05
0.15	-
0.90	-
-	1.05

Footnote:

Capital work-in-progress ageing

Particulars

Projects in progress

Less than 1 year
1-2 years
2-3 years

As at March 31, 2025	As at March 31, 2024
-	1.05
-	-
-	-
-	1.05

5 Intangible assets

Particulars	Computers software	Total
GROSS CARRYING VALUE		
Balance as at March 31, 2023	0.16	0.16
Additions	0.59	0.59
Disposals/ Deletions	-	-
Balance as at March 31, 2024	0.75	0.75
Additions	0.30	0.30
Disposals/ Deletions	-	-
Balance as at March 31, 2025	1.05	1.05
ACCUMULATED AMORTISATION		
Balance as at March 31, 2023	0.06	0.06
Additions	0.18	0.18
Disposals/ Deletions	-	-
Balance as at March 31, 2024	0.24	0.24
Additions	0.18	0.18
Disposals/ Deletions	-	-
Balance as at March 31, 2025	0.42	0.42
NET CARRYING VALUE:		
As on March 31, 2024	0.51	0.51
As on March 31, 2025	0.63	0.63



Umkal Health Care Private Limited

CIN : U85110DL2005PTC139692

Notes to the financial statements for the year ended March 31, 2025

(All amounts are ₹ in million, unless stated otherwise)

Footnotes:

- (i) There are no internally generated intangible assets.
- (ii) The Company has not carried out any revaluation of intangible assets for the year ended March 31, 2025 and March 31, 2024.
- (iii) There are no other restriction on title of intangible assets.
- (iv) There are no exchange differences adjusted in intangible assets.
- (v) The Company has not acquired intangible assets free of charge, or for nominal consideration, by way of a government grant.

6 Right-of-use assets

Particulars	Lease hold Building	Total
Balance as at April 1, 2023	0.86	0.86
Additions on account of new lease contracts entered into during the year	2.34	2.34
Depreciation charged for the year	(1.31)	(1.31)
Other adjustments - Termination, Remeasurements, Modification etc.	-	-
Balance as at March 31, 2024	1.89	1.89
 Additions on account of new lease contracts entered into during the year	-	-
Depreciation charged for the year ended	(0.78)	(0.78)
Other adjustments - Termination, Remeasurements, Modification etc.	-	-
Balance as at March 31, 2025	1.11	1.11

Footnote:

Please refer note 45 for details of assets given on operating lease.



7 Other financial assets (non-current)**Unsecured, considered good - at amortised cost**

Security deposits	2.85	2.85
Margin money deposit	6.10	6.10
Fixed Deposit with remaining maturity for more than 12 months	75.12	219.23
	84.07	228.18

Footnote:

(i) For explanation on the Company's credit risk management process, refer note 48.

(ii) The margin money deposit made by the company are pledged with Bank against the bank guarantee provided by the Bank to panels for the company's empanelment.

8 Deferred tax assets (net)

Deferred tax assets (net) (refer note 50)

9 Non-current tax assets (net)

Income tax refundable (net of provision of tax)

10 Other non-current assets

Prepaid financial guarantee commission

11 Inventories**Valued at lower of cost and net realisable value**

Medical consumables & stores

Footnotes:

Inventories are pledged as securities for borrowings taken from banks and others (refer note 23).

12 Trade receivables**Unsecured - at amortised cost**

- (i) Undisputed trade receivables — considered good
- (ii) Undisputed trade receivables — which have significant increase in credit risk
- (iii) Undisputed trade receivables — credit impaired
- (iv) Disputed trade receivables — considered good
- (v) Disputed trade receivables — which have significant increase in credit risk
- (vi) Disputed trade receivables — credit impaired

Less: Allowance for expected credit loss**Footnotes:**

- (i) The Company has measured expected credit loss of trade receivable as per Ind AS 109 'Financial Instruments' (refer note 48).
- (ii) Trade receivables are pledged as securities for borrowings taken from banks and others (refer note 20 and 23).
- (iii) For explanation on the Company's credit risk management process, refer note 48.
- (iv) Trade receivables are non-interest bearing and are normally received in the Company's operating cycle.

As at March 31, 2025	As at March 31, 2024
2.85	2.85
6.10	6.10
75.12	219.23
84.07	228.18

As at March 31, 2025	As at March 31, 2024
36.99	24.25
36.99	24.25

As at March 31, 2025	As at March 31, 2024
0.19	0.19
0.19	0.19

As at March 31, 2025	As at March 31, 2024
3.77	4.77
3.77	4.77

As at March 31, 2025	As at March 31, 2024
5.75	4.59
5.75	4.59

As at March 31, 2025	As at March 31, 2024
1,102.84	661.21
33.48	108.22
-	-
-	-
-	-
-	-
(129.75)	(85.02)
1,006.57	684.41



(v) Trade receivables ageing

Particulars	As at March 31, 2025	As at March 31, 2024
Unsecured - at amortised cost		
Undisputed trade receivables — considered good		
0-6 months	706.89	427.58
6-12 months	245.15	233.63
1-2 years	92.57	-
2-3 years	58.23	-
More than 3 years	-	-
Undisputed trade receivables — which have significant increase in credit risk		
1-2 years	33.48	94.19
2-3 years	-	14.03
More than 3 years	-	-
Less: Allowance for expected credit loss	(129.75)	(85.02)
	1,006.57	684.41

Trade receivables represent the amount outstanding on medical healthcare services which are considered as good by the management. The Company believes that the carrying amount of allowance for expected credit loss with respect to trade receivables is adequate.

The trade receivables comprise mainly of receivables from Government Undertakings Insurance Companies, and Corporate customers.

(vi) Impairment Methodology

The Company has used a practical expedient by computing the expected credit loss allowance for receivables based on a provision matrix. The provision matrix takes into account historical credit loss experience and is adjusted for forward looking information. The expected credit loss allowance is based on the ageing of the days the receivables are due and the rates as given in the provision matrix. This is further reduced by claim disallowed provision which is made against future disallowances from empaneled debtors based on past experiences.

Movement in the expected credit loss allowance

Particulars	As at March 31, 2025	As at March 31, 2024
Balance at the beginning	85.02	2.33
Impairment loss recognised	44.73	82.69
Impairment loss reversed	-	-
Balance at the end of the year	129.75	85.02

13 Cash and cash equivalents

	As at March 31, 2025	As at March 31, 2024
Balances with banks		
- in current accounts	142.74	136.13
Cash on hand	0.54	4.45
	143.28	140.58

14 Bank balances other than cash and cash equivalents

	As at March 31, 2025	As at March 31, 2024
Fixed Deposit with remaining maturity for less than 12 months	334.63	-
	334.63	-

15 Other financial assets (current)

	As at March 31, 2025	As at March 31, 2024
Unsecured, considered good		
Unbilled Revenue	18.01	32.96
Interest Receivable from Related party	1.94	3.64
Accrued interest on fixed deposits	18.16	6.14
	38.11	42.74

Footnote:

For explanation on the Company's credit risk management process, refer note 48.




Umkal Health Care Private Limited

CIN : U85110DL2005PTC139692

Notes to the financial statements for the year ended March 31, 2025

(All amounts are ₹ in million, unless stated otherwise)

16 Current tax assets (net)

Current tax assets (net)

As at March 31, 2025	As at March 31, 2024
16.58	-
16.58	-

17 Other current assets

Unsecured, considered good

Advances for services and goods

Capital advance

Other advances

Prepaid CSR expenses

Prepaid expenses

As at March 31, 2025	As at March 31, 2024
5.24	13.14
2.09	-
0.05	-
4.64	-
4.05	4.58
16.07	17.72



4



[Handwritten signature]

[Handwritten signature]

Umkal Health Care Private Limited

CIN : U85110DL2005PTC139692

Notes to the financial statements for the year ended March 31, 2025

(All amounts are ₹ in million, unless stated otherwise)

18 Equity share capital

(i). The Company has only one class of share capital having a par value of ₹ 10 per share, referred to herein as equity shares.

Authorised shares

1,60,00,000 (March 31, 2024 1,60,00,000) Equity Shares of Rs. 10 each fully paid up

Issued, subscribed and fully paid-up shares

1,57,33,371 (March 31, 2024 1,57,33,371) Equity Shares of Rs. 10 each fully paid up

As at March 31, 2025	As at March 31, 2024
160.00	160.00
160.00	160.00
157.33	157.33
157.33	157.33

(ii). Reconciliation of the shares outstanding at the beginning and end of the year

Shares outstanding at the beginning of the year

Add: Shares issued during the year

Shares outstanding at the end of the year

As at March 31, 2025		As at March 31, 2024	
Number	Amount	Number	Amount
1,57,33,371	157.33	1,57,33,371	157.33
1,57,33,371	157.33	1,57,33,371	157.33

(iii). Terms/rights attached to equity shares

Voting

"The Company has only one class of equity shares having a par value of ₹10 each. Each shareholder is entitled to one vote per share."

Dividends

"The Board of Directors may propose dividends which are subject to approval by the shareholders in the ensuing Annual General Meeting, unless declared as interim dividends." The Company has not declared or paid any dividend during the current and previous financial year. The Company follows a Board-approved dividend policy, which governs the conditions and quantum of dividend declaration, subject to financial performance, future capital requirements, and applicable laws.

Liquidation

In the event of liquidation of the Company, the shareholders shall be entitled to receive all of the remaining assets of the Company after distribution of all preferential amounts, if any. Such distribution amounts will be in proportion to the number of equity shares held by the shareholders.

(iv). Details of shares held by the Holding Company, its Subsidiaries and Associates:

Equity shares with Holding Company

Park Medi world Limited

As at March 31, 2025		As at March 31, 2024	
No. of Shares	% of holding	No. of Shares	% of holding
1,57,33,371	100.00%	1,57,33,371	100.00%
1,57,33,371	100.00%	1,57,33,371	100.00%

(v). Detail of shareholders holding more than 5% of equity share of the Company

Name of shareholders

Equity shares of Rs 10 each fully paid-up held by-

Park Medi world Limited

As at March 31, 2025		As at March 31, 2024	
Number	Percentage	Number	Percentage
1,57,33,371	100.00%	1,57,33,371	100.00%
1,57,33,371	100.00%	1,57,33,371	100.00%

(vi). No class of shares have been allotted as fully paid up pursuant to contract(s) without payment being received in cash, allotted as fully paid up by way of bonus shares or bought back during the period of 5 years immediately preceding the Balance Sheet date.



Umkal Health Care Private Limited

CIN : U85110DL2005PTC139692

Notes to the financial statements for the year ended March 31, 2025

(All amounts are ₹ in million, unless stated otherwise)

(vii). Details of share held by Promoters at the end of year

Name of promoters

As at March 31, 2025	% change	As at March 31, 2024	% change
Number Percentage		Number Percentage	
1,57,33,371 100.00%	0.00%	1,57,33,371 100.00%	0.00%
1,57,33,371 100.00%	0.00%	1,57,33,371 100.00%	0.00%

- Park Medi world Limited

19 Other equity

(i). Retained earnings

Opening balance

Add: Profit/(Loss) for the year

Closing balance

(ii). Securities premium

Opening balance

Add: Additions during the year

Closing balance

(iii). Deemed equity

Opening balance

Add: Addition during the year

Less: Transferred to retained earnings

Closing Balance

(iv). Items of other comprehensive income

Opening balance

Add: Other comprehensive income/(loss) for the year

Closing balance

As at March 31, 2025	As at March 31, 2024
465.60	84.15
294.27	381.45
759.87	465.60
27.21	27.21
-	-
27.21	27.21
9.50	3.50
-	6.00
-	-
9.50	9.50
(1.04)	(0.49)
0.73	(0.55)
(0.31)	(1.04)
796.27	501.27

Nature and purpose of other equity:

(i). Retained earnings

Retained earnings represents the surplus/ (deficit) in profit and loss account and appropriations.

(ii). Securities premium

The amount received in excess of face value of the equity shares is recognised in Securities Premium. It can only be utilised for limited purposes in accordance with the provisions of the Companies Act, 2013.

(iii). Deemed Equity

The Company have received financial guarantee from its Holding company.

(iv). Items of other comprehensive income

Remeasurement of defined benefit obligation

The Company recognises change on account of remeasurement of the net defined benefit liability as part of other comprehensive income with separate disclosure, which comprises of:

- actuarial gains and losses;
- return on plan assets, excluding amounts included in net interest on the net defined benefit liability; and
- any change in the effect of the asset ceiling excluding amounts included in net interest on the net defined benefit liability.



[Handwritten signature]

20 Borrowings (non-current)**Secured - at amortised cost**

Term loans:

- from banks
- from financial institutions

Secured - at amortised cost

Vehicle loans:

- from banks

Less: Current maturities

As at March 31, 2025	As at March 31, 2024
160.77	220.42
216.11	256.08
21.76	-
(104.09)	(99.49)
294.55	377.01

Footnotes:

- (i) For explanation on the Company's liquidity risk management process, refer note 48.
(ii) For explanation on the term and condition attached to loans, refer note 44.

21 Lease liabilities (non-current)

Lease liabilities (refer note 45)

As at March 31, 2025	As at March 31, 2024
0.38	1.21
0.38	1.21

Footnote:

For explanation on the Company's liquidity risk management process, refer note 48.

22 Provisions (non-current)**Provision for employee benefits**

Provision for gratuity (refer note 43)

As at March 31, 2025	As at March 31, 2024
13.98	9.75
13.98	9.75

23 Borrowings (current)**Secured - at amortised cost**

Cash Credit

Current maturities of non-current borrowings (refer note 20)

As at March 31, 2025	As at March 31, 2024
273.88	-
104.09	99.49
377.97	99.49

Footnotes:

- (i) For explanation on the Company's liquidity risk management process, refer note 48.
(ii) For explanation on the term and condition attached to loans, refer note 44.

24 Lease liabilities (current)

Lease liabilities (refer note 45)

As at March 31, 2025	As at March 31, 2024
0.83	0.72
0.83	0.72

Footnote:

For explanation on the Company's liquidity risk management process, refer note 48.

25 Trade payables

- (i) total outstanding dues of micro enterprises and small enterprises
(ii) total outstanding dues of creditors other than micro enterprises and small enterprises
(iii) total outstanding dues of micro enterprises and small enterprises — Disputed Dues
(iv) total outstanding dues of creditors other than micro enterprises and small enterprises — Disputed Dues

As at March 31, 2025	As at March 31, 2024
6.41	1.92
180.10	89.54
0.18	-
-	-
186.69	91.46



[Handwritten signature]

Footnotes:

- (i) For disclosures relating to suppliers registered under Micro, Small and Medium Enterprise Development Act, 2006 refer note 42.
(ii) For explanation on the Company's liquidity risk management process, refer note 48.
(iii) **Trade payables ageing**

Particulars	As at March 31, 2025	As at March 31, 2024
Dues of micro enterprises and small enterprises		
Less than 1 year	6.47	1.92
1-2 years	0.12	-
2-3 years	-	-
More than 3 years	-	-
Dues of creditors other than micro enterprises and small enterprises		
Less than 1 year	173.09	87.81
1-2 years	6.70	0.71
2-3 years	0.31	1.02
More than 3 years	-	-
	186.69	91.46

26 Other financial liabilities (current)

	As at March 31, 2025	As at March 31, 2024
Capital creditors	71.63	6.92
Security deposits	15.89	9.21
Interest Payable to related party	1.00	2.97
Amount payable to related party	0.38	3.65
Employee related payable	28.70	25.47
Expenses payable	57.86	44.96
	175.46	93.18

Footnote:

For explanation on the Company's liquidity risk management process, refer note 48.

27 Other current liabilities

	As at March 31, 2025	As at March 31, 2024
Advance from customers	-	1.99
Statutory dues payable	12.89	13.22
	12.89	15.21

28 Provisions (current)

	As at March 31, 2025	As at March 31, 2024
Provision for employee benefits		
- Provision for gratuity (refer note 43)	2.32	1.31
Provision for Loss of Assets (Refer foot note (vi) of note 3)	-	0.56
Provision for deduction/ disallowance on hospital receipts	87.27	81.93
	89.59	83.80



[Handwritten signature]

[Handwritten signature]

29 Revenue from operations

Sale of service

In-Patient
Out-Patient

For the year ended March 31, 2025	For the year ended March 31, 2024
1,895.33	1,622.76
73.86	78.24
1,969.19	1,701.00

Disaggregated revenue information

Refer note 2.3 of Material accounting policies section which explain the revenue recognition criteria in respect of revenue from rendering Healthcare and allied services as prescribed by Ind AS 115, Revenue from contracts with customers.

Segment

Type of goods/services	For the year ended March 31, 2025	For the year ended March 31, 2024
Type of goods/services		
Pharmaceutical and healthcare products	-	-
Services income	1,969.19	1,701.00
Total revenue from contracts with customers	1,969.19	1,701.00

Geographical information

In India	1,969.19	1,701.00
Outside India	-	-
Total revenue from contracts with customers	1,969.19	1,701.00

Timing of revenue recognition

Goods transferred at a point in time	-	-
Services transferred over the time	1,969.19	1,701.00
Total revenue from contracts with customers	1,969.19	1,701.00

During the financial year ended March 31, 2025 and year ended March 31, 2024 the company has recognised revenue of ₹18.01 million, ₹32.96 million which is unbilled as on March 31, 2025 and March 31, 2024 respectively.

Category of Customer	For the year ended March 31, 2025	For the year ended March 31, 2024
Cash (With card/Cash/Wallet/RTGS)	116.60	82.76
Credit	1,852.59	1,618.24
	1,969.19	1,701.00

30 Other income

	For the year ended March 31, 2025	For the year ended March 31, 2024
Interest income		
- on fixed deposits	29.49	8.13
- on security deposits using EIR method	-	0.01
- Other financial assets (measured at amortised cost)	0.09	3.34
Finance income on financial guarantee	0.01	2.70
Scrap Sale	0.25	0.11
Prior Period Income	-	0.84
Liabilities no longer required written back	-	28.41
Recovery of Bad Debts	-	36.97
Miscellaneous income	0.14	0.23
	29.98	80.74

31 Cost of materials / services purchased

	For the year ended March 31, 2025	For the year ended March 31, 2024
Cost of Material Purchased	414.83	353.11
	414.83	353.11

Footnote:

The above amount represents the total of all direct expenses incurred in patient care including medical consumables, drugs, implants, diet, and outsourced healthcare and diagnostic services.

32 Changes in inventories of stock-in-trade

	For the year ended March 31, 2025	For the year ended March 31, 2024
Opening stock	4.59	4.80
Closing stock	(5.75)	(4.59)
	(1.16)	0.21



33 Employee benefit expenses

Salary, wages, bonus and allowances
Employers' contribution to provident and other funds (Refer note 43)
Expenses related to post employment defined benefit plans (Refer note 43)
Staff and labor welfare expenses

For the year ended March 31, 2025	For the year ended March 31, 2024
373.03	300.89
1.78	1.83
6.21	4.51
0.39	1.09
381.41	308.32

*** Footnote:**

This includes salary paid to directors for the year ended March 31, 2025 an amount of ₹ 96.00 millions, March 31, 2024: ₹ 96.00

34 Professional and consultancy fees

Professional and consultancy fees

For the year ended March 31, 2025	For the year ended March 31, 2024
284.28	185.61
284.28	185.61

35 Finance costs

Interest expenses
- on borrowing measured at amortised cost
- on lease liabilities (refer note 45)
- on other financial liabilities measured at amortised cost
Finance cost on financial guarantee
Other borrowing costs

For the year ended March 31, 2025	For the year ended March 31, 2024
50.00	54.51
0.14	0.14
0.35	9.62
1.00	6.72
2.12	-
53.61	70.99

36 Depreciation and amortisation expense

Depreciation on property, plant and equipment (Refer note 3 alongwith its foot note (vi))
Amortisation of intangible assets (refer note 5)
Depreciation on right-of-use assets (refer note 6)

For the year ended March 31, 2025	For the year ended March 31, 2024
64.34	62.05
0.18	0.18
0.78	1.31
65.30	63.54

37 Other expenses

Outsourced Expenses
Power expenses
Security charges
Rent and hire charges
Insurance
Rates and taxes
Travelling and conveyance
Telephone & communication expense
Legal and professional expenses
Allowance for expected credit loss
Remuneration to auditors (refer footnote i)
Advertisement, Publicity & Marketing
Printing & Stationery
Claim Disallowed
Cleaning & Sanitation
Fines and penalties
CSR expenses (refer note 40)
Bank Charges
Repair & Maintenance
-Plant and machinery
-Buildings
-Others
Loss on sale of asset
Provision for loss of assets (Refer foot note (vi) of note 3)
Sundry balances written off
Miscellaneous expenses

For the year ended March 31, 2025	For the year ended March 31, 2024
29.40	28.59
6.07	4.74
1.52	1.16
1.94	0.83
1.36	1.35
7.78	4.88
0.20	0.14
2.42	0.35
44.73	82.69
0.94	0.94
42.16	6.74
12.38	6.84
162.17	70.43
28.28	23.52
0.61	0.06
9.86	6.43
1.23	2.31
12.62	9.52
6.76	6.59
6.11	7.52
1.87	-
-	0.56
4.49	8.69
17.32	13.00
402.22	287.88



Footnote:

(i) Payment of remuneration to auditors

- as auditor
• for statutory audit

For the year ended March 31, 2025	For the year ended March 31, 2024
0.94	0.94
0.94	0.94

38 Earning per share

(a). Basic and diluted earnings per share

From continuing operations attributable to the equity holders of the Company

18.70 24.24

(b). Reconciliations of earnings used in calculating earnings per share

Basic earnings per share

Profit from continuing operation attributable to the equity share holders

294.27 381.45

Profit attributable to the equity holders of the company used in calculating basic and diluted earnings per share

294.27 381.45

(c). Weighted average number of shares used as the denominator

Weighted average number of equity shares used as the denominator in calculating basic and diluted earnings per share

1,57,33,371.00 1,57,33,371.00

The Company has not issued any instrument that is potentially dilutive in the future. Hence, the weighted average number of shares outstanding at the end of the year for calculation of basic as well as diluted EPS is the same.



[Handwritten signature]

[Handwritten signature]

39 Contingent liabilities and commitments

- (i) ₹ 1.129 million for Assessment Year (AY) 2019-20 – arising from disallowance of certain expenses. The Company has filed an appeal and believes the demand is not sustainable based on merits.
- (ii) ₹ 10.71 million for AY 2022-23 – disallowance of expenditure; appeal filed.
- (iii) ₹ 0.35 million for AY 2021-22 – disallowance of expenditure; appeal filed.
- (iv) ₹ 17.21 million for AY 2023-24 – disallowance of expenditure; appeal filed.
- (v) A mismatch of ₹ 4.04 million between TDS as per books and Form 26AS for FY 2024-25, primarily due to non-reflection of TDS by certain customers. The Company is pursuing follow-up actions with the deductors. Management is confident of recovering the entire amount and, accordingly, no provision has been made in the financial statements.

40 Expenditure on CSR activities

As per section 135 of the Companies Act 2013 read with guidelines issued by Department of Public enterprises, the company is required to spend, in every financial year, at least 2% of the average net profit of the company for the three immediate preceding financial years in accordance with its Corporate social Responsibility (CSR) policy. The details of CSR expenses for the year are as below:-

(a) Amount spent during the year on corporate social responsibility activities:

Particulars	As at March 31, 2025	As at March 31, 2024
(i) Construction/ acquisition of an asset		
Opening balance of Deficit/(Surplus) in the CSR expenditure	-	-
Amount required to pay during the year	-	-
Amount paid during the year	-	-
Closing balance of Deficit/(Surplus) in the CSR expenditure	-	-
(ii) On purposes other than (i) above		
Opening balance of Deficit/(Surplus) in the CSR expenditure	-	(0.03)
Amount required to pay during the year	9.86	6.41
Amount paid during the year	(14.50)	(6.38)
Closing balance of Deficit/(Surplus) in the CSR expenditure	(4.64)	-

Nature of CSR activities:

Healthcare facilities for under privileged

- 41 The Company is in the process of identifying Micro, Small and Medium Enterprises as defined under the Micro, Small and Medium Enterprises Development Act, 2006. Therefore, it is not possible for the Company to ascertain whether payment to such enterprises has been done within 45 days from the date of acceptance of supply of goods or services rendered by such enterprises and to make requisite disclosure.

- 42 In terms of Section 22 of Chapter V of Micro, Small and Medium Enterprise Development Act, 2006 (MSMED Act, 2006), the disclosures of payments due to any supplier are as follows:

	As at March 31, 2025	As at March 31, 2024
The principal amount and the interest due thereon remaining unpaid to any MSME supplier as at the end of each accounting year included in:		
- Trade payables	6.41	1.92
- Other financial liabilities	-	-
- Interest due on above	-	-
	6.41	1.92
the amount of interest paid by the buyer under MSMED Act, 2006 along with the amounts of the payment made to the supplier beyond the appointed day during each accounting year.	-	-
The amounts of the payments made to micro and small suppliers beyond the appointed day during each accounting year.	-	-
the amount of interest due and payable for the period of delay in making payment (which has been paid but beyond the appointed day during the year) but without adding the interest specified under the MSMED Act, 2006).	-	-
The amount of interest accrued and remaining unpaid at the end of accounting year.	-	-
The amount of further interest remaining due and payable even in the succeeding year, until such date when the interest dues as above are actually paid to the small enterprise, for the purpose of disallowance as a deductible expenditure under section 23 of MSMED Act 2006.	-	-



(Signature)

43 Employee benefits**I. Defined contribution plans:**

The Company makes contributions, determined as a specified percentage of employee salaries, in respect of qualifying employees towards provident fund and labor welfare fund which are defined contribution plans. The Company has no obligations other than to make the specified contributions. The contributions are charged to the statement of profit and loss as they accrue.

The Company has recognised, in the Statement of Profit and loss for the year ended March 31, 2025 an amount of ₹ 1.78 million, March 31, 2024: ₹ 1.83 million under defined contribution plans.

Expense under defined contribution plans include:

Employers' contribution to provident and other funds

For the year ended March 31, 2025	For the year ended March 31, 2024
1.78	1.83
1.78	1.83

II. Defined benefit plans:**Gratuity**

The Company operates a post-employment defined benefit plan for Gratuity. This plan entitles an employee to receive half month's salary for each year of completed service at the time of retirement/exit.

The present value of obligation is determined based on actuarial valuation using the projected unit credit method, which recognise each period of service as giving rise to additional employee benefit entitlement and measures each unit separately to build up the final obligation.

The most recent actuarial valuation of plan assets and the present value of the defined benefit obligation for gratuity were carried out as at March 31, 2025 and March 31, 2024. The present value of the defined benefit obligations and the related current service cost and past service cost, were measured using the projected unit credit method.

A. Net defined benefit liability/(asset)

Present value of obligations
Fair value of plan assets
Total employee benefit liabilities/(assets)

As at March 31, 2025	As at March 31, 2024
16.30	11.06
-	-
16.30	11.06
13.98	9.75
2.32	1.31

Non-current
Current

B. Reconciliation of the net defined benefit liability

Balance at the beginning of the year
Included in profit or loss
Current service cost
Past service cost
Interest cost/(income)
Expected return on plan assets

As at March 31, 2025	As at March 31, 2024
11.06	5.82
5.41	4.07
-	-
0.80	0.44
-	-
6.21	4.51

Included in OCI

Remeasurements loss (gain)
- Actuarial loss (gain) arising from:
- financial assumptions
- demographic assumptions
- experience adjustment
Return on plan assets excluding interest income

0.24	0.17
-	-
-1.21	0.56
-	-
-0.97	0.73

Other

Contributions paid by the employer
Benefits paid
Other adjustment

-	-
-	-
-	-

Balance at the end of the year

16.30	11.06
--------------	--------------

Expenses recognised in the Statement of Profit and Loss

Current service cost
Past service cost
Net interest cost
Expected return on plan assets

For the year ended March 31, 2025	For the year ended March 31, 2024
5.41	4.07
-	-
0.80	0.44
-	-
6.21	4.51

Components of defined benefit costs recognised in Statement of Profit and Loss



C. Actuarial assumptions

The principal assumptions are the discount rate and salary growth rate. The discount rate is based upon the market yields available on government bonds at the accounting date with a term that matches that of liabilities. Salary increase rate takes into account of inflation, seniority, promotion and other relevant factors on long term basis. Valuation assumptions are as follows which have been selected by the Company.

	March 31, 2025	March 31, 2024
Discount rate	7.00%	7.25%
Salary escalation rate	5.00%	5.00%
Expected rate of attrition	5.00% p.a	5.00% p.a
Mortality	IALM 2012-14	IALM 2012-14

D. Sensitivity analysis

Reasonably possible changes at the reporting date to one of the relevant actuarial assumptions, holding other assumptions constant, would have affected the defined benefit obligation by the amounts shown below:

	March 31, 2025		March 31, 2024	
	Increase	Decrease	Increase	Decrease
Discount rate (1.00% movement)	(1.39)	1.67	(0.99)	1.18
Future salary growth (1.00% movement)	1.68	(1.43)	1.20	(1.02)
Attrition rate (1.00% movement)	0.06	(0.11)	0.04	(0.09)

Although the analysis does not take account of the full distribution of cash flows expected under the plan, it does provide an approximation of the sensitivity of the assumptions shown.

Sensitivities due to mortality is not material and hence impact of change is not calculated.

Sensitivities as to rate of inflation, rate of increase of pensions in payment, rate of increase of pensions before retirement and life expectancy are not applicable being a lump sum benefit on retirement.

Description of Risk Exposures:

Valuations are based on certain assumptions, which are dynamic in nature and vary over time. As such the Company is exposed to various risks as follows:

- Salary increase:** Actual salary increases will increase plan's liability. Increase in salary increase rate assumption in future valuations will also increase the liability.
- Investment risk:** If plan is funded then assets liabilities mismatch & actual investment return on assets lower than the discount rate assumed at the last valuation date can impact the liability.
- Discount rate:** Reduction in discount rate in subsequent valuations can increase the plan's liability.
- Mortality & disability:** Actual deaths & disability cases proving lower or higher than assumed in the valuation can impact the liabilities.
- Withdrawals:** Actual withdrawals proving higher or lower than assumed withdrawals and change of withdrawal rates at subsequent valuations can impact the plan's liability.

E. Expected maturity analysis of the defined benefit plans in future years**Duration of defined benefit obligation**

	As at March 31, 2025	As at March 31, 2024
Less than 1 year	2.32	1.31
Between 2-5 years	1.43	0.79
More than 5 years	12.55	8.96
Total	16.30	11.06

The weighted average duration of the defined benefit plan obligation at March 31, 2025 is 20 years (March 31, 2024: 21 years).



44 Terms & conditions, repayment and nature of security of non-current and current borrowings

Lender Name	Loan	Amount of Loan/ Sanction Limit	Interest Rate	Tenure (in months)	EMI Start date	Security details	Amount outstanding as at	
							March 31, 2025	March 31, 2024
Non-current								
Secured term loans from banks & financial institutions								
SBM bank	Loan 1	350.00	9.75% p.a. linked to SBM MCLR 1yr (presently at 8.80%)	78 months including 6 month moratorium	01-Feb-22	refer note (i)	160.77	220.42
Axis Finance Limited	Loan 2	600.00	9.5% reset on reset of AFLR	84 months	29-Aug-23	refer note (ii)	216.11	256.08
Axis Bank Limited	Loan 3	24.90	8.9%	60months	28-Jun-24	refer note (iii)	21.76	-
Total term loans from banks							398.64	476.50
Current -Cash credit								
Axis Finance Limited	Loan 4	400.00	9.25% (Repo rate + 2.75%)	12 Months	NA	refer note (iv)	273.88	-
Total Working capital demand loans from banks							273.88	-
Total Borrowings							672.52	476.50

Footnotes:

(i) Security given for loan from SBM Bank is as follows (Loans 1):

1. First charge on pari passu basis on entire land & building of borrower- both present and future.
2. First charge on pari passu basis on all the movable fixed assets of the borrower both present and future.
3. First charge on entire current assets of the borrower both present and future.
4. First pari passu charge by way of hypothecation of the receivables/cash flows (including future cash flows, insurance proceeds, common area charges, parking charges, any other receipt, etc.) of borrower.

Personal Guarantee:-

Mr. Ajit Gupta
Mr. Ankit Gupta

Corporate Guarantee:-

Park Medicity India Private Limited

(ii) Security given for loan from Axis finance Limited is as follows (Loans 2):

1. First pari-passu charge on the Entire land & building, along with all fixed and movable assets thereon of Metro Hospital & Heart Institution having land area of ~1.2 acres with ~1 Lakh sq. ft. built-up area located at Palam Vihar, Gurgaon owned by Umkal Healthcare Private Limited.
2. First Pari Passu Charge on all the current assets of Umkal Healthcare Private Limited w.r.t property stated in point no 1
3. First pari passu charge by way of hypothecation of the receivable/cash flows (including future cash flows, insurance proceeds, common area charges, parking charges, any other receipt, etc.) of Umkal Healthcare Private Limited

Corporate Guarantee:-

Park Medi world Limited

(iii) Vehicle loan from Axis Bank is as follows (Loans 3):

1. Hypothecation of Vehicle.

(iv) Security given for Cash Credit limit from Axis finance Limited is as follows (Loans 4):

1. First Pari Pasu charge by way of hypothecation of entire current assets of the company
2. First Pari Pasu charge by way of equitable mortgage over hospital land & building situated at metro
3. First Pari Pasu charge by way of hypothecation of entire movable fixed assets of the company

Corporate Guarantee:-

Park Medi world Limited

(v) Secured term loans and vehicle loans from banks are inclusive of current maturities.



45 Leases**A. Leases as a lessee****1. Non-exempted leases****(i) Movement in lease liabilities**

	As at March 31, 2025	As at March 31, 2024
Opening balance	1.93	0.93
Additions on account of new lease contracts entered into during the year	-	2.33
Finance cost accrued during the year	0.14	0.14
Payment of lease liabilities*	(0.86)	(1.47)
Modifications in lease liabilities due to change in lease term	-	-
Closing balance	1.21	1.93

*Payment of lease liabilities includes payment of principal of lease liabilities amounting of ₹ 0.72 million March 31, 2025 (March 31, 2024: ₹ 1.33 million) and interest of lease liabilities amounting of ₹ 0.14 million March 31, 2025 (₹ 0.14 million, March 31, 2024).

(ii) Break-up of current and non-current lease liabilities

	As at March 31, 2025	As at March 31, 2024
Current lease liabilities	0.83	0.72
Non-current lease liabilities	0.38	1.21
	1.21	1.93

(iii) Maturity analysis of lease liabilities

The details of contractual maturities of lease liabilities as at year end on undiscounted basis are as follows:

Commitments for lease payments in relation to non-exempted leases are payable as follows:

- not later than one year
- later than one year and not later than five years
- later than five years

As at March 31, 2025		
Lease payments	Finance charges	Net present value
0.91	0.08	0.83
0.39	0.01	0.38
-	-	-
1.30	0.09	1.21

Commitments for lease payments in relation to non-exempted leases are payable as follows:

- not later than one year
- later than one year and not later than five years
- later than five years

As at March 31, 2024		
Lease payments	Finance charges	Net present value
0.86	0.14	0.72
1.29	0.08	1.21
-	-	-
2.15	0.22	1.93

(iv) Amount recognised in the statement of profit and loss

Depreciation on right-of-use assets
Finance costs on lease liabilities

For the year ended March 31, 2025	For the year ended March 31, 2024
0.78	1.31
0.14	0.14
0.92	1.45

(v) Amount recognised in statement of cash flows

Cash flow from financing activities
Payment of lease liabilities

For the year ended March 31, 2025	For the year ended March 31, 2024
0.86	1.47
0.86	1.47

(vi) For reconciliation of carrying amount of right-of-use assets and details thereof refer note 6.**2. Exempted leases**

The Company has recognised ₹ 1.52 million as rent expenses during the year (March 31, 2024 : ₹ 1.16 million) which pertains to short term lease/ low value asset which was not recognised as part of right of use asset.



[Handwritten signature]



[Handwritten signature]

46 Related party disclosures

The related parties as per terms of Ind AS 24 "Related Party Disclosures", specified under Section 133 of the Companies Act, 2013, read with Rule 7 of the Companies (Accounts) Rules, 2014 are disclosed below:

A. List of related parties where control exists and/or with whom transactions have taken place

Holding Company	Park Medi world Limited
Fellow Subsidiaries	Aggarwal hospital and Research Services Private Limited Park Medicity India Pvt. Ltd. Park Medical Centre Pvt. Ltd. Park Medicity (North) Pvt. Ltd. Park Medicity (World) Private Limited Park Medicity (NCR) Private Limited Park Imperial Medi World Private Limited Park Elite Medi World Private Limited Park Medicenters and Institutions Private Limited Kailash Super Speciality Hospital Private Limited Blue Heavens Health Care Private Limited
Subsidiaries of fellow Subsidiaries	DMR hospitals private limited Park Medicity Haryana (P) Ltd. RGS Healthcare Limited Narsingh Heart Institution & Hospital Private Limited Ratnagiri Innovations Private Limited
Significant influence	Sunil Hospital & Nursing Home Ajit Gupta HUF Girdhari Lal Saini Memorial Health Society Shri Amar Charitable Trust Healplus Health Infra Services Pvt. Ltd. Healplus Health Services Pvt. Ltd. Healplus Labs Pvt. Ltd. (formerly known as Exclusive Medi India Franchise Dr. Ankit Gupta (Relative of director)
Key Management Personnel (KMP)	Dr. Ajit Gupta (Director) Dr. Ankit Gupta (Director, till November 13, 2024) Mr. Rajesh Sharma (WTD, w.e.f July 07, 2024 and CFO w.e.f. November 13, 2024) Mr. Dharmendra Sharma (Additional director, w.e.f October 21, 2024) Dr. Sanjay Bagchi (CEO, till September 2, 2024) Mr. Satish Chandra Mishra (CEO, w.e.f October 01, 2024) Mr. Abhishek Jain (Company Secretary, till May 01, 2024) Mr. Krishan Kumar Mishra (Company Secretary, w.e.f July 16, 2025) Mr. Sagar Gaur (Company Secretary, w.e.f May 01, 2024, till July 16, 2025)

B. Transactions with related parties during the year are as following: -

Name of Related Party	Nature of Relationship	For the year ended March 31, 2025	For the year ended March 31, 2024
Loan taken			
Agarwal Hospital and Research Services Private Limited	Fellow Subsidiary	-	40.00
Park Medicity India Private Limited	Fellow Subsidiary	-	15.00
Interest Income			
Park Medi world Limited	Holding Company	-	3.02
Park Medicity India Private Limited	Fellow Subsidiary	0.06	-
Kailash Super Speciality Hospital Private Limited	Fellow Subsidiary	0.03	0.32
Rental Income			
Healplus Labs Pvt. Ltd.	Significant influence	0.03	-
Lab Consumables			
Healplus Labs Pvt. Ltd.	Significant influence	26.30	-
Loan repaid			
Park Medicity India Private Limited	Fellow Subsidiary	1.89	280.33
Agarwal Hospital and Research Services Private Limited	Fellow Subsidiary	-	280.05
Narsingh Hospital & Heart Institute Private Limited	Subsidiary of fellow Subsidiary	-	-
Park Medi world Limited	Holding Company	-	31.70
Kailash Super Speciality Hospital Private Limited	Fellow Subsidiary	-	250.00
Park Medicenters and Institution Private Limited	Fellow Subsidiary	1.76	10.00
Loan received back			
Park Medicity India Private Limited	Fellow Subsidiary	0.67	-
Kailash Super Speciality Hospital Private Limited	Fellow Subsidiary	0.29	-
Interest expense			
Agarwal Hospital and Research Services Private Limited	Fellow Subsidiary	-	7.49
Park Medicenters and Institutions Private Limited	Fellow Subsidiary	0.17	0.21
Narsingh Hospital & Heart Institute Private Limited	Subsidiary of fellow Subsidiary	-	0.59
Park Medicity India Private Limited	Fellow Subsidiary	0.18	1.35
Loan given			
Kailash Super Speciality Hospital Private Limited	Fellow Subsidiary	-	250.00



C. Balance outstanding with or from related parties as at:

Name of Related Party	Nature of Relationship	As at March 31, 2025	As at March 31, 2024
Remuneration payable			
Dr. Ajit Gupta	Key managerial personnel	5.62	5.90
Dr. Ankit Gupta	Key managerial personnel	12.79	12.79
Dr. Sanjay Bagchi	Key managerial personnel	-	0.20
Professional fee payable			
Mr. Dharmendra Sharma	Key managerial personnel	0.44	-
Mr. Satish Chandra Mishra	Key managerial personnel	2.30	-
Interest receivables			
Park Medicity India Private Limited	Fellow Subsidiary	-	1.21
Interest Payable			
Narsingh Hospital & Heart Institute Private Limited	Subsidiary of fellow Subsidiary	-	0.53
Current Account Payable			
Park Medicenters and Institutions Private Limited	Fellow Subsidiary	-	1.39
Park Medi world Limited	Fellow Subsidiary	0.38	-
Park Medicity (North) Private Limited	Fellow Subsidiary	0.19	0.31
Loan & advance payable			
Park Medicity India Private Limited	Fellow Subsidiary	-	-
Park Medicenters and Institutions Private Limited	Fellow Subsidiary	0.80	-
Park Medicenters and Institutions Private Limited	Fellow Subsidiary	-	1.58
Loan & advance receivable			
Kailash Super Speciality Hospital Private Limited	Fellow Subsidiary	-	-
Trade receivables			
Ratnagiri Innovations Private Limited	Subsidiary of fellow Subsidiary	-	0.21
RGS Healthcare Limited	Subsidiary of fellow Subsidiary	1.94	1.92
Aggarwal Hospital and Research Services Private Limited	Fellow Subsidiary	-	0.25
Kailash Super Speciality Hospital Private Limited	Fellow Subsidiary	-	0.76
Park Medicity (World) Private Limited	Fellow Subsidiary	-	0.50
Park Medi world Limited	Fellow Subsidiary	-	-
Park Medicity Haryana Private Limited	Subsidiary of fellow Subsidiary	-	0.06
Trade payable			
Park Medicity (North) Private Limited	Fellow Subsidiary	-	-
Park Medi world Limited	Holding Company	-	1.61
Park Medicenters and Institutions Private Limited	-	-	-
Narsingh Hospital & Heart Institute Private Limited	Subsidiary of fellow Subsidiary	-	-

D. Compensation of Key Managerial Personnel

The compensation of directors and other member of Key Managerial Personnel during the year was as follows:

Name of Related Party	Nature of Transaction	For the year ended March 31, 2025	For the year ended March 31, 2024
Dr. Ajit Gupta	Remuneration*	48.00	48.00
Dr. Ankit Gupta	Remuneration*	48.00	48.00
Mr. Dharmendra Sharma	Remuneration*	4.79	-
Dr. Sanjay Bagchi	Remuneration*	2.64	5.08
Mr. Satish Chandra Mishra	Remuneration*	13.92	-
		117.35	101.08

* Remuneration does not include the provisions made for gratuity and leave as they are determined on an actuarial basis for the company as a whole

E. Terms and Conditions

The transactions entered into with related parties defined under the companies Act, 2013 during the financial year, are on arm's length pricing basis. There are no loans or advances in the nature of loans granted to promoters, directors or key managerial personnel



(Handwritten signature)

Umkal Health Care Private Limited

CIN : U85110DL2005PTC139692

Notes to the financial statements for the year ended March 31, 2025

(All amounts are ₹ in million, unless stated otherwise)

47 Disclosure as per Ind AS 108 on 'Operating segments'

Segment information is presented in respect of the company's key operating segments. The operating segments are based on the company's management and internal reporting structure.

Operating Segments

The board of directors have been identified as the Chief Operating Decision Maker ('CODM'), since they are responsible for all major decision w.r.t. the preparation and execution of business plan, preparation of budget, planning, expansion, alliance, joint venture, merger and acquisition, and expansion of any facility. The company is engaged only in Healthcare business and therefore the Company's CODM (Chief Operating Decision Maker; which is the Board of Directors of the company) decided to have only one reportable segment as at the March 31, 2025, in accordance with IND AS 108 "Operating Segments". Accordingly, there is only one Reportable Segment for the Company which is "Healthcare Services", hence no specific disclosures have been made.

Entity wide disclosures

Information about products and services

Company deals in one business namely "Healthcare Services". Therefore product wise revenue disclosure is not applicable.

Information about geographical areas

Company operates under single geographic location, there are no separate reportable geographical segments.

Information about major customers (from external customers)

The revenue from customers includes revenue of Rs. 1205.63 million (P.Y. Rs. 1,086.41 million) which represents revenue of more than 10% of the total revenue of the company from 2 customers.



48 Fair value measurement and financial instruments**a). Financial instruments – by category and fair values hierarchy**

The following table shows the carrying amounts and fair value of financial assets and financial liabilities, including their levels in the fair value hierarchy.

As at March 31, 2025	Carrying value			
	FVTPL	FVTOCI	Amortised cost	Total
Financial assets				
Non-current				
Other financial assets	-	-	84.07	84.07
Current				
Trade receivables	-	-	1,006.57	1,006.57
Cash and cash equivalents	-	-	143.28	143.28
Other bank balances	-	-	334.63	334.63
Other financial assets	-	-	38.11	38.11
Total			1,606.66	1,606.66
Financial liabilities				
Non-current				
Borrowings	-	-	294.55	294.55
Lease liabilities	-	-	0.38	0.38
Current				
Borrowings	-	-	377.97	377.97
Lease liabilities	-	-	0.83	0.83
Trade payables	-	-	186.69	186.69
Other financial liabilities	-	-	175.46	175.46
Total	-	-	1,035.88	1,035.88

As at March 31, 2024	Carrying value			
	FVTPL	FVTOCI	Amortised cost	Total
Financial assets				
Non-current				
Other financial assets	-	-	228.18	228.18
Current				
Trade receivables	-	-	684.41	684.41
Cash and cash equivalents	-	-	140.58	140.58
Other bank balances	-	-	-	-
Other financial assets	-	-	42.74	42.74
Total			1,095.91	1,095.91
Financial liabilities				
Non-current				
Borrowings	-	-	377.01	377.01
Lease liabilities	-	-	1.21	1.21
Current				
Borrowings	-	-	99.49	99.49
Lease liabilities	-	-	0.72	0.72
Trade payables	-	-	91.46	91.46
Other financial liabilities	-	-	93.18	93.18
Total	-	-	663.07	663.07



Handwritten signature in blue ink.



Handwritten signature in blue ink.

... Continued from previous page

Fair value hierarchy

Level 1: It includes financial instruments measured using quoted prices.

Level 2: The fair value of financial instruments that are not traded in an active market is determined using valuation techniques which maximise the use of observable market data and rely as little as possible on entity specific estimates. If all significant inputs required to fair value an instrument are observable, the instrument is included in level 2.

Level 3: If one or more of the significant inputs is not based on observable market data, the instrument is included in level 3. The fair value of financial assets and liabilities included in Level 3 is determined in accordance with generally accepted pricing models based on discounted cash flow analysis using prices from observable current market transactions and dealer quotes of similar instruments.

The carrying amounts of trade receivables, cash and cash equivalents and other financial assets and liabilities, approximates the fair values, due to their short-term nature. Fair value of financial assets and financial liabilities is similar to the carrying value as there is no significant differences between carrying value and fair value.

Valuation processes

The Management performs the valuations of financial assets and liabilities required for financial reporting purposes on a periodic basis, including level 3 fair values.

b). Financial risk management

The Company has a Risk Management Policy which covers risk associated with the financial assets and liabilities. The Risk Management Policy is approved by the Directors. The different types of risk impacting the fair value of financial instruments are as below:

The Company has exposure to the following risks arising from financial instruments:

- Credit risk
- Liquidity risk
- Market risk

(i). Credit risk

Credit risk is a risk of financial loss to the Company arising from counterparty failure to repay according to contractual terms or obligations. Majority of the Company's transactions are earned in cash or cash equivalents. The Trade Receivables comprise mainly of receivables from Insurance Companies, Corporate customers, Public Sector Undertakings, State/Central and International Governments. The Insurance Companies are required to maintain minimum reserve levels and the Corporate Customers are enterprises with high credit ratings. Accordingly, the Company's exposure to credit risk in relation to trade receivables is considered low. Limits and scoring attributed to customers are reviewed annually. The outstanding with the debtors is reviewed periodically.

The maximum exposure to credit risks is represented by the total carrying amount of these financial assets in the Balance Sheet:

Particulars	As at March 31, 2025	As at March 31, 2024
Trade receivables	1,006.57	684.41
Cash and cash equivalents	143.28	140.58
Bank balances other than cash and cash equivalents	334.63	-
Other financial assets	122.18	270.92

Credit risk is the risk of financial loss to the Company if a customer or counterparty to a financial instrument fails to meet its contractual obligations, and arises principally from the Company's receivables from customers.

The Company's credit risk is primarily to the amount due from customers and loans. The Company maintains a defined credit policy and monitors the exposures to these credit risks on an ongoing basis.

The maximum exposure to the credit risk at the reporting date is primarily from trade receivables. Trade receivables are unsecured and are derived from revenue earned from customers primarily located in India. The Company does monitor the economic environment in which it operates

On adoption of Ind AS 109, the Company uses expected credit loss model to assess the impairment loss or gain. The Company establishes an allowance for impairment that represents its expected credit losses in respect of trade receivable. The management uses a simplified approach (i.e. based on lifetime ECL) for the purpose of impairment loss allowance, the Company estimates amounts based on the business environment in which the Company operates, and management considers that the trade receivables are in default (credit impaired) when counter party fails to make payments as per terms of sale/service agreements. However the Company based upon historical experience determine an impairment allowance for loss on receivables.

When a trade receivable is credit impaired, it is written off against trade receivables and the amount of the loss is recognised in the income statement. Subsequent recoveries of amounts previously written off are credited to the income statement.

The gross carrying amount of trade receivables is ₹ 1,136.32 million and March 31, 2024 : ₹ 769.43 million. Trade receivables are generally realised within the credit period.

The Company believes that the unimpaired amounts that are past due are still collectible in full, based on historical payment behavior.

The Company's exposure to credit risk for trade receivables are as follows:

Particulars	As at March 31, 2025	As at March 31, 2024
0-6 months	706.89	427.58
6-12 months	245.15	233.63
1-2 years	126.05	94.19
2-3 years	58.23	14.03
More than 3 years	-	-
Total	1,136.32	769.43



[Handwritten signature]



[Handwritten signature]

(ii). Liquidity risk

Liquidity risk is the risk that the Company will encounter difficulty in meeting the obligations associated with its financial liabilities that are settled by delivering cash or another financial asset. The Company's approach to managing liquidity is to ensure, as far as possible, that it will have sufficient liquidity to meet its liabilities when they are fallen due, under both normal and stressed conditions, without incurring unacceptable losses or risking damage to the Company's reputation.

The Company believes that its liquidity position of ₹ 143.28 million as at March 31, 2025 (March 31, 2024 : ₹ 140.58 million) and the anticipated future internally generated funds from operations will enable it to meet its future known obligations in the ordinary course of business.

Prudent liquidity risk management implies maintaining sufficient cash and marketable securities and the availability of funding through an adequate amount of credit facilities to meet obligations when due. The Company's policy is to regularly monitor its liquidity requirements to ensure that it maintains sufficient reserves of cash and funding from Company companies to meet its liquidity requirements in the short and long term.

The Company's liquidity management process as monitored by management, includes the following:

- Day to Day funding, managed by monitoring future cash flows to ensure that requirements can be met.
- Maintaining rolling forecasts of the Company's liquidity position on the basis of expected cash flows.

Exposure to liquidity risk

The following are the remaining contractual maturities of financial liabilities at the reporting date:

As at March 31, 2025	Carrying amount	Contractual cash flows			
		Less than one year	Between one to five years	More than five years	Total
Borrowings	672.52	377.97	284.26	10.29	672.52
Lease liabilities	1.21	0.83	0.38	-	1.21
Trade payables	186.69	186.69	-	-	186.69
Other financial liabilities	175.46	175.46	-	-	175.46
Total	1,035.88	740.95	284.64	10.29	1,035.88

As at March 31, 2024	Carrying amount	Contractual cash flows			
		Less than one year	Between one to five years	More than five years	Total
Borrowings	476.50	99.49	325.56	51.45	476.50
Lease liabilities	1.93	0.72	1.21	-	1.93
Trade payables	91.46	91.46	-	-	91.46
Other financial liabilities	93.18	93.18	-	-	93.18
Total	663.07	284.85	326.77	51.45	663.07

(iii). Market risk

Market risk is the risk that the future cash flows of a financial instrument will fluctuate because of changes in market prices. Market risk comprises three types of risk: interest rate risk, currency risk and other price risk, the Company mainly has exposure to only one type of market risk namely: interest rate risk. The objective of market risk management is to manage and control market risk exposures within acceptable parameters, while optimising the return.

a. Interest rate risk

Interest rate risk: Interest rate risk is the risk that the fair value or future cash flows of the Company's financial instruments will fluctuate because of changes in market interest rates. The Company is exposed to risk due to interest rate fluctuation on long term borrowings. Such borrowings are based on fixed as well as floating interest rate. Interest rate risk is determined by current market interest rates, projected debt servicing capability and view on future interest rate. Such interest rate risk is actively evaluated and is managed through portfolio diversification and exercise of prepayment/refinancing options where considered necessary

Exposure to interest rate risk

The Company's interest rate risk arises majorly from the term loans from banks carrying floating rate of interest. These obligations exposes the Company to cash flow interest rate risk. The exposure of the Company's borrowing to interest rate changes as reported to the management at the end of the reporting period are as follows:

Variable-rate instruments	As at March 31, 2025	As at March 31, 2024
SBM bank	160.77	220.42
Axis Finance Limited	216.11	256.08
Total	376.88	476.50

Cash flow sensitivity analysis for variable-rate instruments

The sensitivity analyses below have been determined based on the exposure to interest rates at the end of the reporting period.

For floating rate liabilities, the analysis is prepared assuming the amount of the liability outstanding at the end of the reporting period was outstanding for the whole year. A 50 basis point increase or decrease is used when reporting interest rate risk internally to key management personnel and represents management's assessment of the reasonably possible change in interest rates.

	Profit or loss		Equity, net of tax	
	50 bps increase	50 bps decrease	50 bps increase	50 bps decrease
SBM bank				
For the year ended March 31, 2025	(0.80)	0.80	(0.60)	0.60
For the year ended March 31, 2024	(1.10)	1.10	(0.82)	0.82
Axis Finance Limited				
For the year ended March 31, 2025	(1.08)	1.08	(0.81)	0.81
For the year ended March 31, 2024	(1.28)	1.28	(0.96)	0.96



4



[Handwritten signature]

... Continued from previous page

b. Currency risk

Currency risk is the risk that the future cash flows of a financial instrument will fluctuate because of changes in foreign exchange rates. The Company is exposed to the effects of fluctuation in the prevailing foreign currency exchange rates on its financial position and cash flows to the extent of earnings and expenses in foreign currencies. Exposure arises primarily due to exchange rate fluctuations between the functional currency and other currencies from the Company's operating, investing and financing activities.

Exposure to foreign currency risk

The company operates in India only and there is no inflow or outflow of any foreign currency denominated transactions during the FY 2023-24 and March 31, 2025 Accordingly the company is not exposed to the foreign currency risk.

49 Capital management

The Company's policy is to maintain a stable and strong capital structure with a focus on equity so as to provide returns to shareholders, benefits to other stakeholders, creditors and to sustain future development and growth of the business. In order to maintain the capital structure, the Company monitors the return on capital as well as debt to total equity ratio. The Company aims to manage its capital efficiently so as to safeguard its ability to continue as a going concern and to optimise returns to all its shareholders. The Company monitors capital on the basis of the debt to capital ratio, which is calculated as interest-bearing debts divided by total capital (equity attributable to owners of the Equity shareholder plus interest-bearing debts).

Debt including lease liability (a)

Less: Cash and cash equivalents (Note 13 and 14) (b)

Net debt c = (a-b)

Total Equity

Total Capital

Gearing ratio (Net Debt/Total Capital)

	As at March 31, 2025	As at March 31, 2024
Debt including lease liability (a)	673.73	476.50
Less: Cash and cash equivalents (Note 13 and 14) (b)	477.91	140.58
Net debt c = (a-b)	195.82	335.92
Total Equity	953.60	658.60
Total Capital	1,149.42	994.52
Gearing ratio (Net Debt/Total Capital)	17%	34%



50 Income taxes

A. Amounts recognised in the Statement of Profit and Loss

	For the year ended March 31, 2025	For the year ended March 31, 2024
Income tax expense		
Current tax	117.39	158.77
Deferred tax expense		
Change in recognised temporary differences	(12.98)	(28.14)
	104.41	130.63

B. Amounts recognised in Other Comprehensive Income

Items that will not be reclassified to profit or loss
Remeasurements of defined benefit obligations

For the year ended March 31, 2025		
Before tax	Tax (expense)/ income	Net of tax
0.97	(0.24)	0.73
0.97	(0.24)	0.73

Items that will not be reclassified to profit or loss
Remeasurements of defined benefit obligations

For the year ended March 31, 2024		
Before tax	Tax (expense)/ income	Net of tax
(0.73)	0.18	(0.55)
(0.73)	0.18	(0.55)

C. Reconciliation of effective tax rate

Profit before tax from continuing operations
Tax using the Company's domestic tax rate
Tax effect of:
Fines and Penalty
Loss of Fixed Assets
CSR expenses
Prior Period Expenses
Written off related to Capital assets
Other adjustment

For the year ended March 31, 2025		For the year ended March 31, 2024	
Rate	Amount	Rate	Amount
25.17%	398.68	25.17%	512.08
	100.34		128.88
	0.15		0.02
	0.47		0.14
	2.48		1.62
	-		0.24
	-		(0.88)
	0.97		0.61
	104.41		130.63

D. Movement in deferred tax balances

Deferred tax assets/liabilities
Property, plant & equipment
Intangible assets
Right-of-use assets
Other non-current assets
Trade receivables
Employee benefits
Other equity
Lease liabilities
Other financial liabilities
Deferred tax Assets/(Liabilities) (net)

As at March 31, 2024	Recognised in P&L	Recognised in OCI	As at March 31, 2025
(3.92)	2.12	-	(1.80)
(0.13)	0.11	-	(0.02)
(0.48)	0.20	-	(0.28)
(1.20)	1.20	-	-
21.40	11.26	-	32.66
2.92	1.42	0.24	4.10
2.39	(2.39)	-	-
0.49	(0.19)	-	0.30
2.78	(0.75)	-	2.03
24.25	12.98	0.24	36.99

Deferred tax assets/liabilities
Property, plant & equipment
Intangible assets
Right-of-use assets
Other non-current assets
Trade receivables
Employee benefits
Other equity
Lease liabilities
Other non-current liabilities
Other financial liabilities
Deferred tax Assets/(Liabilities) (net)

As at March 31, 2023	Recognised in P&L	Recognised in OCI	As at March 31, 2024
(9.36)	5.44	-	(3.92)
(0.03)	(0.10)	-	(0.13)
(0.22)	(0.26)	-	(0.48)
(0.70)	(0.50)	-	(1.20)
0.59	20.81	-	21.40
1.65	1.09	(0.18)	2.92
0.88	1.51	-	2.39
0.23	0.26	-	0.49
0.68	(0.68)	-	-
2.21	0.57	-	2.78
(4.07)	28.14	(0.18)	24.25

E. Tax losses carried forward

Deferred tax assets has not recognised on unused tax losses.



[Handwritten signature]

51 Key Financial Ratios

Key financial ratios along with the details of significant changes (25% or more) in FY 2024-25 compared to FY 2023-24 is as follows:

(A). Ratios	Formulae	For the year ended	For the year ended	% Change	Reason for change
		March 31, 2025	March 31, 2024		
a) Current ratio (in times)	Current assets / Current liabilities	1.85	2.32	-20.2%	Increased Current liability on account of unpaid creditors resulting to decline in ratio
b) Debt equity ratio (in times)	Debt / Shareholders' equity	0.71	0.72	-2.5%	Variance is Less than 25%
c) Debt service coverage ratio (in times)	Earnings available for debt services / (Repayment of borrowings + Interest)	2.62	3.03	-13.4%	Ratio declined due to increase in debts on account of over utilisation of CC limit
d) Return on Equity Ratio (%)	Profit/(loss) after taxes / Total equity	0.37	0.82	-55.5%	Ratio is declined mainly due to reduced profits
e) Return on Capital Employed Ratio (Pre tax) (%)	Earning before interest & tax / Capital employed	36.2%	56.3%	-35.6%	Ratio is declined mainly due to reduced profits
f) Return on Investments Ratio (Post tax) (%)	Profit after tax / Total assets	14.0%	26.7%	-47.6%	Ratio is declined mainly due to reduced profits
g) Net profit ratio (%)	Net profit / Revenue from operations	14.9%	22.4%	-33.4%	Ratio is declined mainly due to reduced profits
h) Inventory Turnover Ratio (in times)	Cost of Goods Sold / Average Inventory	NA	NA	NA	NA
i) Trade Receivable Turnover Ratio (in times)	Credit sales / Average trade receivables	2.33	1.91	21.7%	Variance is Less than 25%
j) Trade payables turnover ratio (in times)	Credit purchases / Average trade payables	2.97	3.87	-23.16%	Unpaid creditors resulting to decline in ratio
k) Net capital Turnover Ratio (in times)	Revenue from operations / Average working capital	3.22	7.48	-57.0%	Due to increase in net working capital

(B). Explanation on items included in numerator and denominator for computation of above ratios:

- Total debt includes non-current borrowings and current borrowings.
- Earnings available for debt services: Profit/ (loss) after tax + Depreciation and amortisation expenses + Finance costs
- Cost of goods sold: Cost of material consumed + Change in inventories
- Repayment of borrowings includes interest paid during the year and current maturities of non-current borrowings.



- 52 The Parliament of India has approved new Labor Codes which would impact the contributions by the Company towards Provident Fund, Employee State Insurance and Gratuity. The effective date from which the changes are applicable is yet to be notified and the rules are yet to be framed. The Company will carry out an evaluation of the impact and record the same in the financial statements in the period in which the Codes become effective and the related rules are published.
- 53 The Company has borrowings from banks and financial institutions on the basis of security of current assets and the quarterly returns or statements of current assets filed by the Company with banks or financial institutions are in agreement with the books of accounts.
- 54 For the items in which the value in the previous and year under review is nil, the disclosure required to be made under relevant regulations has been dispensed with.
- 55 The Company has not any such transaction which is not recorded in the books of account that has been surrendered or disclosed as income during the year in the tax assessments under the Income Tax Act, 1961 (such as, search or survey or any other relevant provisions of the Income Tax Act, 1961).
- 56 The Company does not have any transactions with companies struck-off under Section 248 of the Companies Act, 2013 or Section 560 of the Companies Act, 1956, during the current year and in the previous year.
- 57 The Company does not have any immovable property (other than properties where the Company is a lessee and the lease agreements are duly executed in the favor of the lessee) whose title deeds are not held in the name of the Company.
- 58 The company has complied with the layers Prescribed under clause (87) of section 2 of the Companies Act, 2013 read with Companies (Restriction of number of layers) Rules, 2017
- 59 The Company has received intimation from few of its vendors on requests made by the Company, with regard to registration of vendors under the under the Micro, Small and Medium Enterprises Development Act, 2006. Considering the Company has been extended credit period upto 45 days by its vendors and payments being released on a timely basis in case of vendors been identified, there is no liability towards interest on delayed payments under 'The Micro, Small and Medium Enterprises Development Act 2006' during the year. There is also no amount of outstanding interest in this regard, brought forward from previous years.
- 60 As per the requirements of rule 3(1) of the Companies (Accounts) Rules 2014 the Company uses only such accounting software's for maintaining its books of account that have a feature of recording audit trail; except for some instances where either audit trail feature is not enabled or not operating throughout the year. However, the Company established and maintained an adequate internal control framework over its financial reporting and based on its assessment, has concluded that the internal controls for the year ended March 31, 2025 were operating effectively
- 61 The Company does not have any Benami property under the Benami Transaction (Prohibition) Act, 1988 and the rules made thereunder, where any proceeding has been initiated or pending against the Company.
- 62 The Company has not traded or invested in Crypto currency or Virtual Currency during the financial year.
- 63 The Company have not advanced or loaned or invested funds to any other person(s) or entity(ies), including foreign entities (Intermediaries) with the understanding that the Intermediary shall
- (a) directly or indirectly lend or invest in other persons or entities identified in any manner whatsoever by or on behalf of the Company (Ultimate Beneficiaries) or
- (b) provide any guarantee, security or the like to or on behalf of the Ultimate Beneficiaries.
- 64 The Company have not received any fund from any person(s) or entity(ies), including foreign entities (Funding Party) with the understanding (whether recorded in writing or otherwise) that the Company shall
- (a) directly or indirectly lend or invest in other persons or entities identified in any manner whatsoever by or on behalf of the Company (Ultimate Beneficiaries) or
- (b) provide any guarantee, security or the like to or on behalf of the Ultimate Beneficiaries.
- 65 The Company does not have any charges or satisfaction which is yet to be registered with Registrar of Companies ("ROC") beyond the statutory period.



Umkal Health Care Private Limited

CIN : U85110DL2005PTC139692

Notes to the financial statements for the year ended March 31, 2025

(All amounts are ₹ in million, unless stated otherwise)

- 66 The Company has not done any such transaction which is not recorded in the books of accounts that has been surrendered or disclosed as income during the year in the tax assessments under the Income Tax Act, 1961 (such as, search or survey or any other relevant provisions of the Income Tax Act, 1961).
- 67 The Company has not been declared a willful defaulter by any bank or financial institutions or other lender in accordance with the guidelines on willful defaulters issued by the Reserve Bank of India.
- 68 The Company has not used any borrowings from banks and financial institutions for purpose other than for which it was taken.
- 69 These financial statements were approved for issue by the Board of Directors on August 7, 2025.
- 70 Pursuant to the notification issued by the Ministry of Corporate Affairs dated March 24, 2021, in respect of changes incorporated in Schedule III of the Companies Act, 2013, the figures for the corresponding previous periods/year have been regrouped/reclassified wherever necessary to make them comparable.
- 71 Previous year's figures have been regrouped/reclassified as per the current year's presentation for the purpose of comparability.

For Mehrotra & Mehrotra

Chartered Accountants

Firm Registration Number : 000226C


CA Sandeep Bhalotia

Partner

Membership Number: 060480

UDIN:



Place: Gurugram

Date: August 7, 2025

**For and on behalf of the Board of Directors of
Umkal Health Care Private Limited**


Dr Ajit Gupta

Director

DIN: 02865369


Satish Chandra Mishra
Chief Executive Officer

Place: Gurugram


Date: August 7, 2025



Rajesh Sharma

CFO and WTD

DIN: 02726305


Krishan Kumar Mishra
Company Secretary
Membership No. A25496

Place: Gurugram

Date: August 7, 2025

